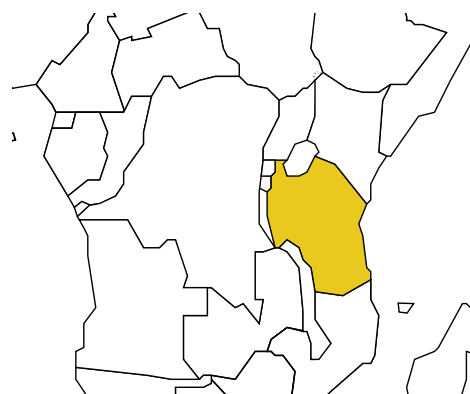


UNITED REPUBLIC OF TANZANIA

Population: **40 453 513**

Income group: **Low**

Gross national income per capita: **\$400**



INSTITUTIONAL FRAMEWORK	
Lead agency	National Road Safety Council of Tanzania
Funded in national budget	No
National road safety strategy	Yes ^a
Measurable targets	n/a
Funded	n/a

^a Not formally endorsed by government.

NATIONAL LEGISLATION	
Speed limits set nationally	Yes
Local authorities can set lower limits	No
Maximum limit urban roads	50 km/h
Enforcement ^b	0 1 2 3 4 5 6 7 8 9 10
Drink-driving law	Yes
BAC limit – general population	0.08 g/dl
BAC limit – young or novice drivers	0.08 g/dl
Random breath testing and/or police checkpoints	Yes
Road traffic deaths involving alcohol	2% ^c
Enforcement ^b	0 1 2 3 4 5 6 7 8 9 10
Motorcycle helmet law	Yes
Applies to all riders	No
Helmet standards mandated	No
Helmet wearing rate	—
Enforcement ^b	0 1 2 3 4 5 6 7 8 9 10
Seat-belt law	Yes
Applies to all occupants	No
Seat-belt wearing rate	30% Front, 5% Rear ^c
Enforcement ^b	0 1 2 3 4 5 6 7 8 9 10
Child restraints law	No
Enforcement ^b	n/a

^b Enforcement score represents consensus based on professional opinion of respondents, on a scale of 0 to 10 where 0 is not effective and 10 is highly effective.

^c 2007, Tanzania Police.

^d Estimation by consensus group.

VEHICLE STANDARDS	
No car manufacturers	
ROAD SAFETY AUDITS	
Formal audits required for major new road construction projects	No
Regular audits of existing road infrastructure	No
PROMOTING ALTERNATIVE TRANSPORT	
National policies to promote walking or cycling	No
National policies to promote public transportation	No

POST-CRASH CARE	
Formal, publicly available pre-hospital care system	No
National universal access number	n/a

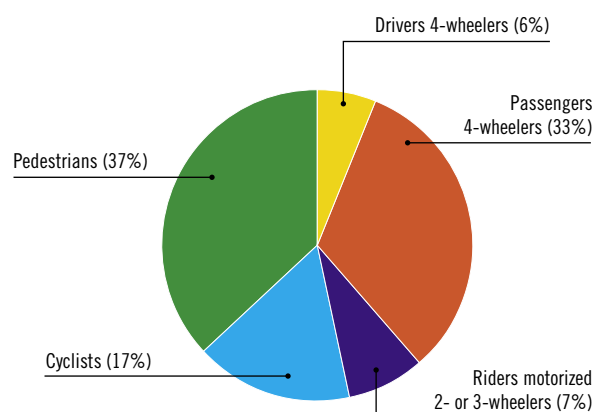
— Data not available.
n/a Data not required/not applicable.

DATA
Reported road traffic fatalities (2007) 2 595^e (78% males, 22% females)
Reported non-fatal road traffic injuries (2007) 16 308^f
Costing study available Yes (deaths and injuries)

^e Police data, defined as died within 30 days of the crash.

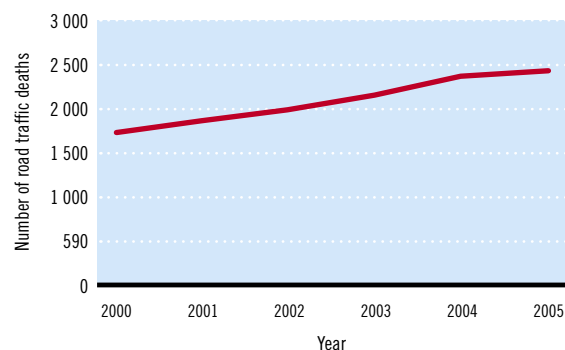
^f Police data.

DEATHS BY ROAD USER CATEGORY



Source: 2007, Tanzania Police

TRENDS IN ROAD TRAFFIC DEATHS



Source: Surface and Marine Transport Regulatory Authority

REGISTERED VEHICLES	
577 949 total (2007)	
Motorcars	14%
Motorized 2- and 3-wheelers	9%
Minibuses, vans, etc. (seating <20)	57%
Trucks	7%
Buses	4%
Other	9%

Data cleared by the Ministry of Health and Social Welfare.