

**WHO SPECIFICATIONS AND EVALUATIONS  
FOR PUBLIC HEALTH PESTICIDES**

***d*-PHENOTHRIN<sup>1</sup>**

3-phenoxybenzyl (1*R*)-*cis, trans*-chrysanthemate



**WORLD HEALTH ORGANIZATION  
GENEVA**

---

<sup>1</sup> d-Phenothrin is the name given by the manufacturer, in the absence of an ISO common name.

## TABLE OF CONTENTS

### *d*-PHENOTHRIN

---

|                                                                                  | Page |
|----------------------------------------------------------------------------------|------|
| DISCLAIMER                                                                       | 3    |
| INTRODUCTION                                                                     | 4    |
| <b>PART ONE</b>                                                                  |      |
| SPECIFICATIONS FOR <i>d</i> -PHENOTHRIN                                          |      |
| <i>d</i> -PHENOTHRIN INFORMATION                                                 | 6    |
| <i>d</i> -PHENOTHRIN TECHNICAL MATERIAL (OCTOBER 2004)                           | 7    |
| <b>PART TWO</b>                                                                  |      |
| 2002 EVALUATION REPORT FOR <i>d</i> -PHENOTHRIN, WITH FOOTNOTES<br>ADDED IN 2004 | 10   |

## Disclaimer<sup>1</sup>

WHO specifications are developed with the basic objective of promoting, as far as practicable, the manufacture, distribution and use of pesticides that meet basic quality requirements.

Compliance with the specifications does not constitute an endorsement or warranty of the fitness of a particular pesticide for a particular purpose, including its suitability for the control of any given pest, or its suitability for use in a particular area. Owing to the complexity of the problems involved, the suitability of pesticides for a particular purpose and the content of the labelling instructions must be decided at the national or provincial level.

Furthermore, pesticides which are manufactured to comply with these specifications are not exempted from any safety regulation or other legal or administrative provision applicable to their manufacture, sale, transportation, storage, handling, preparation and/or use.

WHO disclaims any and all liability for any injury, death, loss, damage or other prejudice of any kind that may be arise as a result of, or in connection with, the manufacture, sale, transportation, storage, handling, preparation and/or use of pesticides which are found, or are claimed, to have been manufactured to comply with these specifications.

Additionally, WHO wishes to alert users to the fact that improper storage, handling, preparation and/or use of pesticides can result in either a lowering or complete loss of safety and/or efficacy.

WHO is not responsible, and does not accept any liability, for the testing of pesticides for compliance with the specifications, nor for any methods recommended and/or used for testing compliance. As a result, WHO does not in any way warrant or represent that any pesticide claimed to comply with a WHO specification actually does so..

---

<sup>1</sup> This disclaimer applies to all specifications published by WHO.

## INTRODUCTION

WHO establishes and publishes specifications\* for technical material and related formulations of public health pesticides with the objective that these specifications may be used to provide an international point of reference against which products can be judged either for regulatory purposes or in commercial dealings.

From 2002, the development of WHO specifications follows the **New Procedure**, described in the 1st edition of Manual for Development and Use of FAO and WHO Specifications for Pesticides (2002). This **New Procedure** follows a formal and transparent evaluation process. It describes the minimum data package, the procedure and evaluation applied by WHO and the experts of the “FAO/WHO Joint Meeting on Pesticide Specifications” (JMPS).

WHO Specifications now only apply to products for which the technical materials have been evaluated. Consequently, from the year 2002 onwards the publication of WHO specifications under the **New Procedure** has changed. Every specification consists now of two parts, namely the specifications and the evaluation report(s):

**Part One:** The Specification of the technical material and the related formulations of the pesticide in accordance with chapters 4 to 9 of the 1<sup>st</sup> edition of the “FAO/WHO Manual on Pesticide Specifications.”

**Part Two:** The Evaluation Report(s) of the pesticide, reflecting the evaluation of the data package carried out by WHO and the JMPS. The data are provided by the manufacturer(s) according to the requirements of chapter 3 of the “FAO/WHO Manual on Pesticide Specifications” and supported by other information sources. The Evaluation Report includes the name(s) of the manufacturer(s) whose technical material has been evaluated. Evaluation reports on specifications developed subsequently to the original set of specifications are added in a chronological order to this report.

WHO specifications under the **New Procedure** do not necessarily apply to nominally similar products of other manufacturer(s), nor to those where the active ingredient is produced by other routes of manufacture. WHO has the possibility to extend the scope of the specifications to similar products but only when the JMPS has been satisfied that the additional products are equivalent to that which formed the basis of the reference specification.

**Specifications bear the date (month and year) of publication of the current version. Dates of publication of the earlier versions, if any, are identified in a footnote. Evaluations bear the date (year) of the meeting at which the recommendations were made by the JMPS.**

\* Footnote: The publications are available on the Internet under (<http://www.who.int/whopes>).

## PART ONE

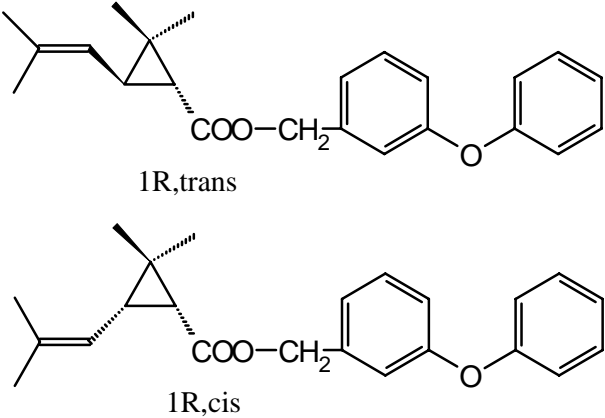
### SPECIFICATIONS

---

|                                                        | PAGE |
|--------------------------------------------------------|------|
| <b><i>d</i>-PHENOTHRIN</b>                             |      |
| <i>d</i> -PHENOTHRIN INFORMATION                       | 6    |
| <i>d</i> -PHENOTHRIN TECHNICAL MATERIAL (OCTOBER 2004) | 7    |

## ***d*-PHENOTHRIN**

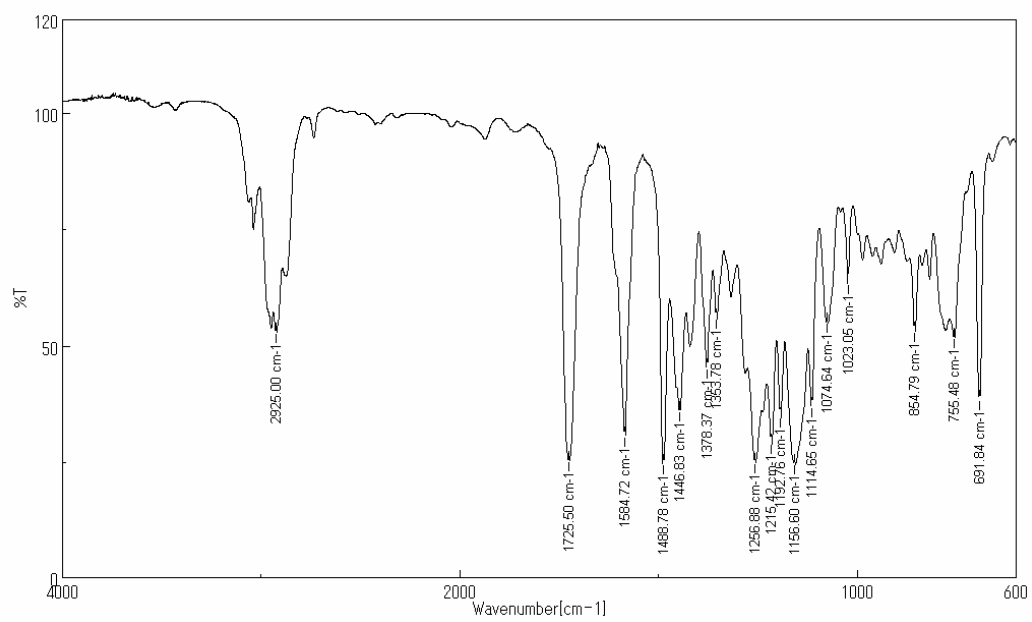
### INFORMATION

|                                |                                                                                                                                                                                                                                         |
|--------------------------------|-----------------------------------------------------------------------------------------------------------------------------------------------------------------------------------------------------------------------------------------|
| <i>Common name</i>             | No ISO common name for <i>d</i> -phenothrin. Footnote 1                                                                                                                                                                                 |
| <i>Chemical name</i>           | <b>CAS:</b> (3-phenoxyphenyl)methyl (1 <i>R</i> )- <i>cis-trans</i> -2,2-dimethyl-3-(2-methyl-1-propenyl) cyclopropanecarboxylate (proposed CAS name)<br><b>IUPAC:</b> 3-phenoxybenzyl (1 <i>R</i> )- <i>cis, trans</i> -chrysanthemate |
| <i>CAS Registry number</i>     | No CAS number available for <i>d</i> -phenothrin. Footnote 2                                                                                                                                                                            |
| <i>CIPAC number</i>            | 356                                                                                                                                                                                                                                     |
| <i>Structural formula</i>      |  <p>1<i>R,trans</i></p> <p>1<i>R,cis</i></p> <p><i>d</i>-phenothrin is the 4:1 mixture of the [1<i>R,trans</i>] and [1<i>R,cis</i>] isomers.</p>     |
| <i>Empirical formula</i>       | C <sub>23</sub> H <sub>26</sub> O <sub>3</sub>                                                                                                                                                                                          |
| <i>Relative molecular mass</i> | 350.46                                                                                                                                                                                                                                  |
| <i>Identity tests</i>          | (i) isomer composition (enantiospecific)<br>(ii) GC retention time in the analytical method, capillary GC with FID (not enantiospecific)<br>(iii) IR spectrum (not enantiospecific), Figure 1.                                          |

1 Phenothrin is the ISO common name for the racemic mixture of 4 stereoisomers.

2 CAS number for racemic phenothrin: 26002-80-2.

Figure 1. Infra-red spectrum of *d*-phenothrin



## ***d*-PHENOTHRIN TECHNICAL MATERIAL**

WHO Specification 356/TC (October 2004\*)

*This specification, which is PART ONE of this publication, is based on an evaluation of data submitted by the manufacturer whose name is listed in the evaluation report (356/2002). It should be applicable to relevant products of this manufacturer but it is not an endorsement of those products, nor a guarantee that they comply with the specifications. The specification may not be appropriate for the products of other manufacturers. The evaluation report (356/2002) as PART TWO forms an integral part of this publication.*

### **1 Description**

The material shall consist essentially of *d*-phenothrin with related manufacturing impurities. It shall be a yellow to yellowish-brown oil, substantially odourless and free from extraneous materials or added modifying agents.

### **2 Active ingredient**

#### **2.1 Identity tests** (CIPAC 356/TC/M/2, Notes 1 &2)

The active ingredient shall comply with an identity test and, where the identity remains in doubt, shall comply with at least one additional test.

#### **2.2 *d*-Phenothrin content** (CIPAC 356/TC/M/3, Note 2)

The *d*-phenothrin content shall be declared (not less than 930 g/kg) and, when determined, the average measured content shall not be lower than the declared minimum content.

#### **2.3 Isomer composition** (CIPAC 356/TC/M/2, HPLC method, Note 2)

The *trans*-isomer content of the *d*-phenothrin shall be declared (not less than 75% and not more than 85%) and, when determined, the average measured *trans*-isomer content shall not be lower than the declared minimum value nor higher than the declared maximum value.

The *1R*-isomer content of the *d*-phenothrin shall be declared (not less than 95%) and, when determined, the average measured *1R*-isomer content shall not be lower than the declared minimum content.

---

**Note 1** Identity tests may be based upon GC retention time (provided by the CIPAC method 356/TC/M/3) and the IR spectrum but determination of the isomer composition (by the CIPAC 356/TC/M/2 chiral column HPLC method for determination of optical isomer ratios) provides the definitive identity test.

**Note 2** Methods for the identification and determination of *d*-phenothrin in TC and AE were adopted by CIPAC in 2004 but are not yet available in a handbook. Prior to publication of the handbook, copies of the methods may be obtained through the CIPAC website, <http://www.cipac.org> or from the Secretary, Dr László Bura, Central Service for Plant Protection and Soil Conservation, Budaörsi út. 141-145, 1118 Budapest, Hungary.

---

\* Specifications may be revised and/or additional evaluations may be undertaken. Ensure the use of current versions by checking at: <http://www.who.int/whopes/quality/en/>.



**PART TWO**

**EVALUATION REPORT(S)**

---

***d*-PHENOTHRIN**

|                                                                                                                                  | Page |
|----------------------------------------------------------------------------------------------------------------------------------|------|
| <b>2002 Evaluation report</b> based on submission of data from Sumitomo Chemical Company Ltd. (TC), with footnotes added in 2004 | 10   |

WHO SPECIFICATIONS AND EVALUATIONS FOR  
PUBLIC HEALTH PESTICIDES

**d-PHENOTHRIN**

EVALUATION REPORT 356/2002

**Explanation**

The data for d-phenothrin were evaluated in support of a new WHO specification for the TC. d-Phenothrin was evaluated by the WHO/IPCS in 1990 (IPCS, 1990). It was reviewed by the US EPA in 1975 and by the UK Health and Safety Executive prior to 1984. It was evaluated for toxicology by the 1984 and 1988 JMPR (JMPR, 1984; JMPR, 1988).

The draft specification and supporting data were provided by Sumitomo Chemical Company Ltd., Japan, in 2001.

The patent for d-phenothrin expired in major markets in 1991.

**Uses**

d-Phenothrin is a synthetic pyrethroid with high lethal activity against household insect pests. It is used in public health against mosquitoes, houseflies and cockroaches (Okuno *et al.*, 1976).

**Identity**

*ISO common name*

None (footnote <sup>1</sup>)

*Chemical name*

IUPAC: 3-phenoxybenzyl (1*R*)-*cis*, *trans*-chrysanthemate

CA: None (footnote <sup>2</sup>)

*CAS Registry number*

None (footnote <sup>3</sup>)

*CIPAC number*

356

---

1 Phenothrin is the ISO common name for the racemic mixture of 4 stereoisomers; d-phenothrin is the name given by the Sumitomo Chemical Company to the specific ratio of isomers defined by the WHO specification.

2 Proposed CAS name: (3-phenoxyphenyl)methyl (1*R*)-*cis-trans*-2,2-dimethyl-3-(2-methyl-1-propenyl) cyclopropanecarboxylate.

3 The CAS number for phenothrin is 26002-80-2.

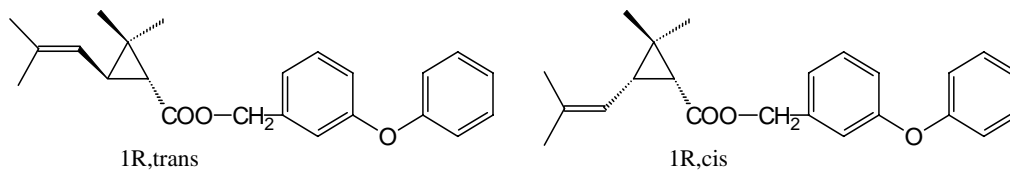
*EEC number*

None (footnote <sup>1</sup>)

*Synonyms*

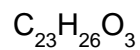
Sumithrin, S-2539F, S-2539 Forte

*Structural formula*



*d*-phenothrin is the 4:1 mixture of the [1*R*,*trans*] and [1*R*,*cis*] isomers.

*Molecular formula*



*Relative molecular mass*

350.46

*Identity tests*

- (i) isomer composition (enantiospecific)
- (ii) GC retention time in the analytical method, capillary GC with FID (not enantiospecific).
- (iii) IR spectrum (not enantiospecific).

---

<sup>1</sup> The EEC number for phenothrin is 247-404-5.

## Physico-chemical properties of *d*-phenothrin

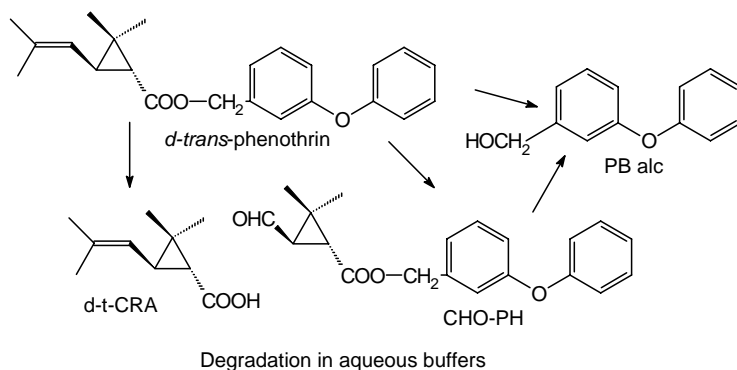
Table 1. Physico-chemical properties of pure *d*-phenothrin

| Parameter                                                                                 | Value(s) and conditions                                                                                                                                                              | Purity %                            | Method reference                                     |
|-------------------------------------------------------------------------------------------|--------------------------------------------------------------------------------------------------------------------------------------------------------------------------------------|-------------------------------------|------------------------------------------------------|
| Vapour pressure:                                                                          | see vapour pressure for technical material                                                                                                                                           | -                                   | -                                                    |
| Vapour pressure:                                                                          | 0.16 mPa at 20°C                                                                                                                                                                     | Not stated                          | IPCS 1990, p17                                       |
| Melting point and temperature of decomposition:                                           | Melting point: not known (liquid over a wide temperature range)<br>Decomposition temperature: not known                                                                              | -                                   | -                                                    |
| Solubility in water:                                                                      | 2 mg/l at 25°C<br>see also solubility for technical material                                                                                                                         | Not stated                          | IPCS 1990, p17                                       |
| Octanol / water partition coefficient:                                                    | 1.03 x 10 <sup>6</sup> at 25°C<br>(log P <sub>ow</sub> = 6.01)                                                                                                                       | 99.6                                | OECD 107 (Loken and Pesselman, 1989)                 |
| Hydrolysis characteristics of <i>d-trans</i> -phenothrin                                  | Half-lives at 25°C (footnote 1)<br>pH 5: (1) approx 60-100 days<br>(2) approx 300 days.<br>pH 7: (1) approx 90-300 days<br>(2) approx 500-620 days<br>pH 9: (1) -<br>(2) 90-120 days | Radiochemical purity: 99.5 and 99.6 | EPA Guideline 161-1 (Hatzenbeler and Doran, 2000ab)  |
| Photolysis characteristics <sup>2</sup> of <i>d-trans</i> -phenothrin (natural sunlight): | Half-lives at pH 5, 25°C, latitude 37.45°N, California, July-August: 13.8 and 9.1 experiment hours, corresponding to 7.8 and 5.2 sunlight hours                                      | Radiochem purity: 95.5 and 95.6     | EPA Guideline 161-2 (Shepler <i>et al.</i> , 1989ab) |
| Dissociation characteristics:                                                             | Not applicable                                                                                                                                                                       | -                                   | -                                                    |

1 **Hydrolysis** rates were measured at 3 µg/l in <1% aqueous acetonitrile in sterile dark conditions for 1 month at pH 5, pH 7 and pH 9. The major hydrolysis products observed were 3-phenoxybenzyl alcohol and 1R-trans-chrysanthemic acid. Also produced was 3-phenoxybenzyl (1R,3R)-2,2-dimethyl-3-formylcyclopropane carboxylate, an oxidation product rather than an hydrolysis product. The test substance *d-trans*-phenothrin has very low aqueous solubility and about half of it became deposited on the vessel walls. The hydrolysis half-life was calculated in two ways (1) from disappearance of the test substance from the total system, and (2) from kinetic analysis of typical hydrolysis products.

2 **Photolysis** rates were measured at pH 5 at 3 µg/l in sterile <1% aqueous acetonitrile solution in natural sunlight. Radio-labeled [<sup>14</sup>C-cyclopropyl] and [<sup>14</sup>C-benzyl]*d-trans*-phenothrin were used in the two series of determinations. The methyl-propenyl group was the target for photolytic degradation. The major product of photolysis was 3-phenoxybenzyl(1R,3R)-2,2-dimethyl-3-formyl cyclopropanecarboxylate. *Cis-trans* isomerization was not significant. *d-Trans*-phenothrin declined quickly in the first few hours at pH 5 and 25°C in the dark controls.

## Hydrolysis routes of *d*-phenothrin



## Photolysis routes of *d*-phenothrin

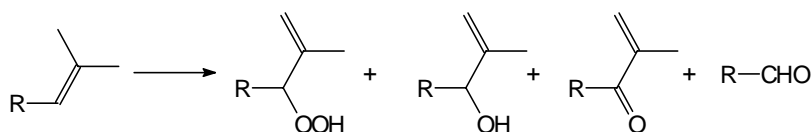


Table 2. Chemical composition and properties of *d*-phenothrin TC

|                                                                                            |                                                                                                                                                                                                  |
|--------------------------------------------------------------------------------------------|--------------------------------------------------------------------------------------------------------------------------------------------------------------------------------------------------|
| Manufacturing process, maximum limits for impurities $\geq 1$ g/kg, 5 batch analysis data. | Confidential information supplied and held on file by WHO. Mass balances were 98.9-99.5 % and percentages of unknowns were 0.5-1.1%                                                              |
| Declared minimum <i>d</i> -phenothrin content:                                             | 930 g/kg                                                                                                                                                                                         |
| Relevant impurities $\geq 1$ g/kg and maximum limits for them:                             | None                                                                                                                                                                                             |
| Relevant impurities $< 1$ g/kg and maximum limits for them:                                | None                                                                                                                                                                                             |
| Stabilisers or other additives and maximum limits for them:                                | None                                                                                                                                                                                             |
| Melting or boiling temperature range                                                       | Boiling point: $>290^{\circ}\text{C}$ at 760 mm Hg                                                                                                                                               |
| Vapour pressure (footnote 1) test guideline: 40 CFR 158                                    | 94% <i>d</i> -phenothrin: $1.9 \times 10^{-5}$ Pa at $21.4^{\circ}\text{C}$ (observed values: $2.31 \times 10^{-5}$ , $1.43 \times 10^{-5}$ Pa at 2 gas flow rates, Semann and Pesselman, 1989). |
| Solubility in water, test guideline: EPA CG-1500                                           | 94% <i>d</i> -phenothrin: $<9.7$ $\mu\text{g/l}$ at $25^{\circ}\text{C}$ at pH 5.8-6.0 (Saito <i>et al.</i> , 1989).                                                                             |

## Hazard summary

Notes.

- (i) The proposer provided written confirmation that the toxicological and ecotoxicological data included in the summary below were derived from *d*-phenothrin having impurity profiles similar to those referred to in the table above.
- (ii) The conclusions expressed in the summary below are those of the proposer, unless otherwise specified.

<sup>1</sup> Vapour pressure was measured by a gas-saturation method. Dry nitrogen gas streams were passed through gas-saturation tubes at  $21.4^{\circ}\text{C}$  and then through traps in dry ice/ethanol for approx 4 days at flow rates of 4.4 and 3.3 ml/min. The contents of the traps were measured by HPLC.

The JMPR (JMPR 1984) compared impurity profiles and toxicology of phenothrin and *d*-phenothrin. The level of *d*-phenothrin is higher and the levels of impurities are generally lower in the modern (2000-2001) 5-batch analysis than in the batches recorded in 1984. The JMPR concluded that: "Data presented indicate the similarity in metabolism and toxicity of phenothrin and *d*-phenothrin, thus indicating that data for phenothrin can be used to support the toxicological data base for *d*-phenothrin".

In the following tables, S-2539F and S-2539 Forte are synonymous with *d*-phenothrin.

Table 3. Toxicology profile of *d*-phenothrin technical material, based on acute toxicity, irritation and sensitization.

| Species                  | Test               | Duration and conditions                 | Result                                                            | Purity        | Reference                       |
|--------------------------|--------------------|-----------------------------------------|-------------------------------------------------------------------|---------------|---------------------------------|
| Rats, male and female    | Oral               | Japan-MAFF                              | LD <sub>50</sub> = (male) >5000, (female) >5000 mg/kg bw          | 93.8% S-2539F | Suzuki <i>et al.</i> , 1987     |
| Rats, male and female    | Dermal             | EPA Guideline 81-2                      | LD <sub>50</sub> = (male) >5000, (female) >5000 mg/kg bw          | 94.0%         | Misaki <i>et al.</i> , 1996     |
| Rats, male and female    | Inhalation         | 4 hours EPA Guideline 81-3              | LC <sub>50</sub> = (male) >2100, (female) >2100 mg/m <sup>3</sup> | 93.8%         | Hoffman <i>et al.</i> , 1995    |
| Rabbits, male and female | Skin irritation    | EPA Guideline 81-5                      | Not irritant                                                      | 94.2%         | Nakanishi <i>et al.</i> , 1988a |
| Rabbits, male and female | Eye irritation     | EPA Guideline 81-4                      | Minimal irritant                                                  | 94.2%         | Nakanishi <i>et al.</i> , 1988a |
| Guinea pigs              | Skin sensitisation | Maximization method, EPA Guideline 81-6 | Not sensitizing                                                   | 94.2%         | Nakanishi <i>et al.</i> , 1988b |

Table 4. Toxicology profile of *d*-phenothrin technical material based on repeated administration (sub-acute to chronic)

| Species               | Test              | Duration and conditions      | Result                                                                              | Purity             | Reference                                    |
|-----------------------|-------------------|------------------------------|-------------------------------------------------------------------------------------|--------------------|----------------------------------------------|
| Rats, male and female | Inhalation        | 3 months, EPA Guideline 82-4 | NOEL = 0.104 mg/L                                                                   | 94.2%              | Kenny <i>et al.</i> , 1989                   |
| Rats, male and female | feeding, toxicity | 6 months, no-guideline       | NOEL = 1000 ppm in diet equivalent to: male: 55.4 mg/kg/day, female: 63.6 mg/kg/day | 92.9% S-2539 Forte | Miyamoto <i>et al.</i> , 1981                |
| Mice, male and female | feeding, toxicity | 5 weeks, no-guideline        | NOEL (both sexes) = 10000 ppm                                                       | 92.6%              | Amyes <i>et al.</i> , 1983                   |
| Dogs, male and female | feeding, toxicity | 6 months, no-guideline       | NOEL (both sexes) = 300ppm                                                          | 95.5% S-2539F      | Pence <i>et al.</i> , 1981<br>IPCS 1990, p39 |
| Dogs, male and female | feeding, toxicity | 1 year, EPA Guideline 83-1   | NOEL (both sexes) = 300ppm                                                          | 92.7%              | Cox <i>et al.</i> , 1987<br>IPCS 1990, p39   |

| Species                  | Test                                       | Duration and conditions     | Result                                                                                                                                              | Purity | Reference                                                       |
|--------------------------|--------------------------------------------|-----------------------------|-----------------------------------------------------------------------------------------------------------------------------------------------------|--------|-----------------------------------------------------------------|
| Rats, male and female    | feeding, carcinogenicity                   | 2 years, EPA Guideline 83-2 | NOEL = 1000 ppm in diet, equivalent to: male: 47 mg/kg/day, female: 56 mg/kg/day. Carcinogenicity: negative                                         | 92.6%  | Martin <i>et al.</i> , 1987<br>IPCS 1990, p38<br>JMPR 1988, p56 |
| Mice, male and female    | feeding, carcinogenicity                   | 2 years, EPA Guideline 83-2 | NOEL (male) = 300 ppm in diet, equivalent to 40 mg/kg/day. NOEL (female) = 1000 ppm in diet, equivalent to 164 mg/kg/day, Carcinogenicity: negative | 92.9%  | Amyes <i>et al.</i> , 1987<br>IPCS 1990, p39<br>JMPR 1988, p54  |
| Rats, male and female    | feeding, 2 generation reproduction         | EPA Guideline 83-4          | NOEL:= 1000 ppm                                                                                                                                     | 92.9%  | Tesh <i>et al.</i> , 1986                                       |
| Rats, male and female    | feeding, teratogenicity and embryotoxicity | EPA Guideline 83-3          | NOEL = 300 ppm                                                                                                                                      | 92.6%  | Tesh <i>et al.</i> , 1983                                       |
| Rabbits, male and female | feeding, teratogenicity and embryotoxicity | EPA Guideline 83-3          | NOEL for embryo toxicity, fetotoxicity and teratogenicity = 300 mg/kg/day                                                                           | 94.1%  | Nemec, 1989                                                     |

Table 5. Mutagenicity profile of *d*-phenothrin technical material based on *in vitro* and *in vivo* tests

| Species                                  | Test                                        | Conditions         | Result   | Purity | Ref.                                                             |
|------------------------------------------|---------------------------------------------|--------------------|----------|--------|------------------------------------------------------------------|
| Salmonella typhimurium, Escherichia coli | Gene mutation (Ames)                        | No guideline       | Negative | 93.5%  | Kishida and Suzuki, 1981<br>IPCS 1990, p40                       |
| Human cells (Hela 53)                    | Unscheduled DNA synthesis                   | No guideline       | Negative | 92.6%  | Forster <i>et al.</i> , 1984<br>IPCS 1990, p40<br>JMPR 1988, p57 |
| Chinese hamster ovary cells              | <i>in vitro</i> Chromosomal aberration test | EPA Guideline 84-2 | Negative | 94.2%  | Murli and Spicer, 1989                                           |

Table 6. Ecotoxicology profile of *d*-phenothrin technical material.

| Species        | Test                   | Duration and conditions | Result                                  | Purity       | Ref.                        |
|----------------|------------------------|-------------------------|-----------------------------------------|--------------|-----------------------------|
| Honey bees     | Acute contact toxicity | EPA Guideline 141-1     | LD <sub>50</sub> (48 hr) = 0.005 µg/bee | 94.2%        | Hoxter <i>et al.</i> , 1989 |
| Bobwhite quail | Acute dietary toxicity | EPA Guideline 71-2      | LC <sub>50</sub> >5620 ppm              | 94.2%        | Grimes <i>et al.</i> , 1988 |
| Bobwhite quail | Acute dietary toxicity | 8 days                  | LD <sub>50</sub> >5000 ppm              | not reported | IPCS 1990, p33              |
| Mallard duck   | Acute dietary toxicity | 8 days                  | LD <sub>50</sub> >5620 ppm              | not reported | IPCS 1990, p33              |

| Species        | Test                        | Duration and conditions        | Result                              | Purity       | Ref.                         |
|----------------|-----------------------------|--------------------------------|-------------------------------------|--------------|------------------------------|
| Bluegill       | Acute flow-through toxicity | EPA Guideline 72-1             | LC <sub>50</sub> (96 hr) = 16 µg/L  | 94.2%        | Bowman <i>et al.</i> , 1988a |
| Rainbow trout  | Acute flow-through toxicity | EPA Guideline 72-1             | LC <sub>50</sub> (96 hr) = 2.7 µg/L | Not reported | Bowman <i>et al.</i> , 1988b |
| Rainbow trout  | Early life stage toxicity   | EPA Guideline 72-4             | NOEC = 1.1 µg/L                     | Not reported | Sousa, 1998                  |
| <i>Daphnia</i> | Acute flow-through toxicity | EPA Guideline 72-2<br>48 hours | EC <sub>50</sub> (48 hr) = 4.3 µg/L | Not reported | Graves and Swigert, 1994     |
| <i>Daphnia</i> | Life cycle toxicity study   | EPA Guideline 72-4             | NOEC = 0.47 µg/L                    | Not reported | Putt, 1998                   |

*d*-Phenothrin was evaluated by the WHO/IPCS in 1990, with the following conclusions (IPCS, 1990, p13-14).

General population. The exposure of the general population to *d*-phenothrin is expected to be very low and is not likely to present a hazard when it is used as recommended.

Occupational exposure. With reasonable work practices, hygiene measures and safety precautions, *d*-phenothrin is unlikely to be an occupational hazard.

Environment. The rapid breakdown of *d*-phenothrin in sunlight and its use principally on stored grain imply that environmental exposure should be very low. Environmental effects of the compound are, therefore, extremely unlikely.

The WHO hazard classification of technical *d*-phenothrin is: “unlikely to present an acute hazard in normal use“ (WHO, 1988).

The ADI for *d*-phenothrin is 0.07 mg/kg bw (JMPR 1988).

### Formulations

The main formulation types available are AE (oil-based and water-based aerosols). These formulations are registered and sold in many countries throughout the world.

In oil-based aerosol products, the concentration of *d*-phenothrin generally ranges from 0.5 to 2 g/kg. The aerosol is composed largely of a solvent, such as deodorized kerosene, and a propellant, such as liquefied petroleum gas. The normal ratio of solvent to propellant is 60/40. The inner pressure of dispensers ranges from 3.5 to 4.5 kg/cm<sup>2</sup>.

In water-based aerosol products, the concentration of *d*-phenothrin generally ranges from 0.5 to 2 g/kg. The aerosol is composed largely of a solvent for the active ingredient, an emulsifier, de-ionized water and the propellant. The ratio of solvent, water and propellant is usually 10/50/40. The inner pressure of dispensers ranges from 3.5 to 4.5 kg/cm<sup>2</sup>.

### Methods of analysis and testing

The analytical method for the active ingredient (including identity tests) is under development, through CIPAC. The *d*-phenothrin content is determined by capillary GC with FID. The method was submitted to JMPS in 2002 (Furuta, 2002).

Analytical methods for isomer composition are available (Fujita, 2002). The optical



isomer ratios are determined by HPLC using a chiral stationary phase, while the geometric isomer ratio is determined by GLC on a non-chiral stationary phase. The method has been validated by Sumitomo Chemical Company Ltd. The isomer composition serves as an identity test for *d*-phenothrin.

Another identity test relies on matching the IR spectrum of the test sample with the IR spectrum for *d*-phenothrin.

Test methods for physical-chemical properties of the technical active ingredient were OECD and EPA, while those for the formulations were the WHO guideline specifications for household insecticide products.

### **Containers and packaging**

No special requirements for containers and packaging have been identified.

### **Expression of the active ingredient**

The active ingredient is expressed as *d*-phenothrin.

### **Appraisal**

The data submitted were in accordance with the requirements of the FAO Manual (5th edition) and supported the draft specifications.

The technical material, *d*-phenothrin is the 4:1 mixture of the [*1R,trans*] and [*1R,cis*] isomers of phenothrin.

The CIPAC number for *d*-phenothrin is 356. A CAS name and a number are available for phenothrin, but not for *d*-phenothrin.

Hydrolysis and photolysis properties were provided for *d-trans*-phenothrin, which may be extrapolated to *d*-phenothrin because *d-trans*-phenothrin comprises 80% of *d*-phenothrin.

The vapour pressure of 94% technical *d*-phenothrin is  $1.9 \times 10^{-5}$  Pa at 21.4°C (full experimental details provided), which differs somewhat from a value of  $1.6 \times 10^{-4}$  Pa at 20°C (no experimental details) reported for pure *d*-phenothrin.

It has very low water solubility, reported as <9.7 µg/l at 25°C for 94% technical *d*-phenothrin (full experimental details provided). A reported value of 2 mg/l for pure material (no details) appears to be too high. The octanol-water partition coefficient ( $\log P_{OW} = 6.01$  at 25°C) makes *d*-phenothrin a fat-soluble compound.

Accurate measurement of hydrolysis rates for *d-trans*-phenothrin was difficult because the chosen concentration, 3 µg/l, was approximately at the limit of solubility. After a short time, 40-50% of the test material was no longer in solution but was deposited on the container walls and perhaps was less available for hydrolysis. Hydrolysis rates were estimated in two ways: (1) the rate of disappearance of total *d-trans*-phenothrin from the solution and container rinsings; and (2) the rate of appearance of typical hydrolysis products. Competing and sequential processes (hydrolysis, container wall adsorption-desorption, oxidation) mean that the data do not readily match a first-order or pseudo-first-order reaction. Estimated half-lives for hydrolysis should be treated as approximations.

The half-life for disappearance of *d-trans*-phenothrin during sunlight photolysis

(latitude 37.45°N, California, July-August) was 13.8 and 9.1 experiment hours or 7.8 and 5.2 sunlight hours. *Cis-trans* isomerization was not significant. Substantial losses of *d-trans*-phenothrin (30% and 90%) occurred in the dark controls over the total 240 hours of the experiment.

The Meeting was provided with commercially confidential information on the manufacturing process and batch analysis data on all impurities present at or above 1 g/kg. Analyses of 5 batches of *d*-phenothrin produced in 2000 and 2001 accounted for 98.9 to 99.5% of the material, including 0.2-0.3% of impurities identified only as "other related compounds."

These data were declared by the NRA (National Registration Authority for Agricultural and Veterinary Chemicals) to be very similar to those submitted to the authorities for registration in Australia (Sethi, 2002).

The NRA letter stated: "The method of manufacture of *d*-phenothrin has been slightly modified. However, the modification is unlikely to change the composition of the active constituent. There are some variations to the composition of the active submitted to the FAO [sic, meaning WHO] and the NRA at the time of evaluation."

The manufacturing limits for two impurities differed between the WHO and NRA specifications, those for the WHO specifications being lower. The actual values in the 5-batch analysis for both of these impurities were at or below 1 g/kg. The technical material in the present submission and the material evaluated by the NRA may be accepted as substantially equivalent.

None of the impurities was identified as a relevant impurity.

Toxicology studies on *d*-phenothrin generally showed low mammalian toxicity. The IPCS evaluation in 1990 concluded that under recommended conditions of use, the exposure of the general population to *d*-phenothrin is expected to be very low and is not likely to present a hazard. Also, with the usual precautions, *d*-phenothrin is unlikely to be an occupational hazard. The WHO hazard classification of *d*-phenothrin is: "unlikely to present an acute hazard in normal use." The ADI for *d*-phenothrin is 0.07 mg/kg bw.

The attention of the Meeting was drawn to the recent restriction on household uses of synthetic pyrethroids in The Netherlands, because of reports of neuronal effects following the exposure of neonatal mice (Schreuder 2002).

*d*-Phenothrin is of low toxicity to birds but toxic to fish and very toxic to honey-bees. The IPCS evaluation in 1990 concluded that, because of its rapid breakdown in sunlight and its principal use at that time (use on stored grain), the environmental effects were extremely unlikely.

The IPCS evaluation of 1990 was relevant to the uses at that time. It is reasonable to conclude that *d*-phenothrin is hazardous to fish and honey-bees, while the risk will depend on their exposure.

The analytical method for active ingredient (capillary GC with FID) is proposed for CIPAC evaluation\*. This method also serves as an identity test. An IR spectrum is available as an additional identity test.

An analytical method for isomer composition is available. The optical isomer ratios

---

\* August 2004 footnote. The methods for identification and determination of *d*-phenothrin were adopted by CIPAC in June 2004, with provisional status.

are determined by HPLC using a chiral stationary phase, while the geometric isomer ratio is determined by GLC on a non-chiral stationary phase. It has been company validated. The method for isomer composition is recommended as the primary identity test.

No special requirements for containers and packages have been identified.

Draft specifications for *d*-phenothrin TC are proposed. The specifications require the determination of *d*-phenothrin content in the TC\*. Also required are measurements of *trans*-isomer and *1R*-isomer contents in the active ingredient, to distinguish *d*-phenothrin from phenothrin\*.

## Recommendations

The meeting recommended that the draft specification for *d*-phenothrin TC proposed by Sumitomo Chemical Company Ltd, with amendments, should be adopted by WHO/FAO, subject to acceptable validation and adoption of the analytical methods by CIPAC\*.

## References

- Amyes SJ, Martin PA, Ashby R, Lee P, Brown PM, Fowler JSL and Finn JP, 1987  
Sumithrin: Oncogenicity and toxicity study in mice. Life Science Research Limited, Sumitomo report # ET-0109. Unpublished.
- Amyes SJ, Macrae SM, Whitney JC, 1983  
Sumithrin: five week range-finding toxicity study in mice final report. Life Science Research Limited, Sumitomo report # ET-0086. Unpublished.
- Bowman JH, Lucash KJ, Schuster LL, Swigert IP, Franklin BB, Mullen L, Exendine T, Brush CM and Chambers KM, 1988a  
Acute flow-through toxicity of Sumithrin to bluegill sunfish (LEPOMIS MACROCHIRUS). Analytical Bio-Chemistry Laboratories, Inc. Sumitomo report # EW-0005. Unpublished.
- Bowman JH, Lucash KJ, Schuster LL, Swigert IP, Stimatze AP, Franklin BB, Mullen L, Exendine T, Brush CM and Chambers KM, 1988b  
Acute flow-through toxicity of Sumithrin to rainbow trout (SALMO GAIRDNERI). Analytical Bio-Chemistry Laboratories, Inc. Sumitomo report # EW-0004. Unpublished.
- Cox RH, Sutherland JD, Voelker RW, Alsaker RD, Vargas KJ, Lewis SA and Hagen WH, 1987  
Chronic toxicity study in dogs with Sumithrin technical grade. Hazleton Laboratories, Sumitomo report # ET-0108. Unpublished.
- Forster R, Tippins RS, Venezia VD and Nunziata A, 1984  
Unscheduled DNA synthesis in human cells, cell line: Hela S3, test substance : Sumithrin. Life Science Research Limited, Sumitomo report # ET-0095. Unpublished.
- Fujita T, 2002  
Analytical methods of isomers composition in *d*-phenothrin. Sumitomo Chemical Co. Unpublished.
- Furuta R, 2002  
*d*-Phenothrin (no 356)). Small scale collaborative study and analytical method. CIPAC/4272/R and CIPAC/4271/m.

---

\* August 2004 footnote. The methods for identification and determination of *d*-phenothrin were adopted by CIPAC in June 2004, with provisional status.

Graves WC and Swigert JP, 1994 A 96-hour flow-through acute toxicity test with the cladoceran (*Daphnia magna*). Wildlife International Ltd., Sumitomo report # EW-0018. Unpublished.

Grimes J, Jaber M, Graves WC and Swigert JP, 1988 Sumithrin: a dietary LC50 study with the bobwhite. Wildlife International Ltd, Sumitomo report # EW-0003. Unpublished.

Hatzenbeler C and Doran TJ, 2000a A hydrolysis study of [benzyl-<sup>14</sup>C]-*d-trans*-phenothrin in water. Ricerca, Inc., Sumitomo report # EM-0037. Unpublished.

Hatzenbeler C and Doran TJ, 2000b A hydrolysis study of [cyclopropyl-1-<sup>14</sup>C]-*d-trans*-phenothrin in water. Ricerca, Inc., Sumitomo report # EM-0038. Unpublished.

Hoffman GM, Richter WR, Auletta CS, Madarasz AJ, Newton PE, Streeton RL, Reese PO, Kuszniir TS, Waggoner TB, Bowden DJ, Pillsbury BD, Vogt JH and Jonassen H, 1995 An acute (4-hour) inhalation toxicity study of Sumithrin in the rat via whole-body exposure. Huntingdon Research Centre Ltd., Sumitomo report # ET-0172. Unpublished.

Hoxter KA, Thompson MM and Jabar M, 1989 An acute contact study with the honey bee. Wildlife International Ltd., Sumitomo report # EW-0009. Unpublished.

IPCS, 1990 *d*-phenothrin. *Environmental Health Criteria 96*, WHO, Geneva.

JMPR, 1984 Pesticide residues in food – 1984. Evaluations. *FAO Plant Production and Protection Paper 67*.

JMPR, 1988 Pesticide residues in food – 1988. Part II – Toxicology. *FAO Plant Production and Protection Paper 93/2*

Kenny TJ, Coombs DW, Hardy CJ, Clark GC, Crook D and Gopinath C, 1989 Sumithrin T.G. 90-day Inhalation toxicity study in the rat. Huntingdon Research Centre ITd., Sumitomo report # ET-0122. Unpublished.

Kishida F and Suzuki H, 1981 Gene mutation test of Sumithrin in bacterial system, Sumitomo Chemical Co., Ltd, Sumitomo report # ET-0068. Unpublished.

Loken RG and Pesselman RL, 1989 Octanol/water partition coefficient determination of Sumithrin. Hazleton Laboratories, Sumitomo report # EP-0060. Unpublished.

Martin PA, Amyes SJ, Ashby R, Lee P, Brown PM, Fowler JSL and Finn JP, 1987 Sumithrin: combined toxicity and oncogenicity study in rats. Life Science Research Limited, Sumitomo report # ET-0102. Unpublished.

Misaki Y, Yoshitake A and Seki T, 1996 Acute dermal toxicity study of Sumithrin in rats. Sumitomo Chemical Co., Ltd., Sumitomo report # ET-0174. Unpublished.

Miyamoto J, Murakami M, Hiromori T, Ito S and Hosokawa S, 1981 Six month oral toxicity study of S-2539 Forte in rats. Sumitomo Chemical Co., Ltd, Sumitomo report # ET-0059. Unpublished.

Murli H and Spicer CS, 1989 Sumithrin T.G. in an in vitro cytogenetic assay measuring chromosomal aberration frequencies in Chinese hamster ovary (CHO) cells, Hazleton Laboratories, Sumitomo report # ET-0115. Unpublished.

|                                                                                         |                                                                                                                                                                                                                                                                                                                                                                                                                                                             |
|-----------------------------------------------------------------------------------------|-------------------------------------------------------------------------------------------------------------------------------------------------------------------------------------------------------------------------------------------------------------------------------------------------------------------------------------------------------------------------------------------------------------------------------------------------------------|
| Nakanishi T, Yamada H, Kato T and Kohda A, 1988a                                        | Primary eye and skin irritation tests with Sumithrin in rabbits. Sumitomo Chemical Co., Ltd., Sumitomo report # ET-0112. Unpublished.                                                                                                                                                                                                                                                                                                                       |
| Nakanishi T, Yamada H, Kogiso S, Yoshitake A, Kato T and Kohda A, 1988b                 | Skin sensitization test with Sumithrin in guinea pigs. Sumitomo Chemical Co., Ltd., Sumitomo report # ET-0113. Unpublished.                                                                                                                                                                                                                                                                                                                                 |
| Nemec MD, 1989                                                                          | A teratology study in rabbits with Sumithrin, WIL Research Laboratories, Inc., Sumitomo report # ET-0121. Unpublished.                                                                                                                                                                                                                                                                                                                                      |
| Okuno Y, Yamaguchi T and Fujita Y, 1976                                                 | Insecticidal activity of a new synthetic pyrethroidal compound, 3-phenoxybenzyl (+)- <i>cis,trans</i> -chrysanthemate ( <i>d</i> -phenothrin). <i>Botyu-Kagaku</i> 41, 42-55                                                                                                                                                                                                                                                                                |
| Pence DH, Hagen WH, Alsaker RD, Hastings TF, Dawkins BG, Tacey RL and Marshall PM, 1981 | Subchronic toxicity study of S-2539F in dogs. Final report (26 weeks). Hazleton Laboratories, Sumitomo report # ET-0066. Unpublished.                                                                                                                                                                                                                                                                                                                       |
| Putt AE, 1998                                                                           | Sumithrin-the chronic toxicity to daphnia magna under flow-through conditions, Springborn Laboratories, Inc., Sumitomo report # EW-0022. Unpublished.                                                                                                                                                                                                                                                                                                       |
| Saito S, Yamada H, Matsuda T and Tanoue A, 1989                                         | Water solubility of Sumithrin TGAI, Sumitomo Chemical Co., Ltd., Sumitomo report # EP-90-0043. Unpublished.                                                                                                                                                                                                                                                                                                                                                 |
| Schreuder R, 2002                                                                       | Personal communication to the JMPS, relating to two unpublished documents:<br>(i) minutes of the European Commission's Special Meeting of the Working Group "Pesticides - Evaluation", held 19 June 2002, to discuss questions related to developmental neurotoxicity (incorporating comments of the Swedish delegation, 20 June, 2002).<br>(ii) "Synthetic pyrethroids/28-08-02", letter from the Netherlands government to the European Commission, 2002. |
| Semann TM and Pesselman RL, 1989                                                        | Vapor pressure determination of Sumithrin, Hazleton Laboratories, Sumitomo report # EP-91-0059. Unpublished.                                                                                                                                                                                                                                                                                                                                                |
| Sethi P, 2002                                                                           | WHO specifications for d-allethrin and <i>d</i> -phenothrin, letter 30 May 2002, National Registration Authority, Australia                                                                                                                                                                                                                                                                                                                                 |
| Shepler K, Ruzo LO and McGovern PA, 1989a                                               | Aqueous solution photolysis of [ <sup>14</sup> C-cyclopropyl]- <i>d-trans</i> -phenothrin in natural sunlight, Pharmacology and Toxicology Research Laboratory, Sumitomo report # EM-0020. Unpublished.                                                                                                                                                                                                                                                     |
| Shepler K, Ruzo LO and McGovern PA, 1989b                                               | Aqueous solution photolysis of [ <sup>14</sup> C-benzyl]- <i>d-trans</i> -phenothrin in natural sunlight, Pharmacology and Toxicology Research Laboratory, Sumitomo report # EM-0021. Unpublished.                                                                                                                                                                                                                                                          |
| Sousa JV, 1998                                                                          | Sumithrin - early life-stage toxicity test with rainbow trout ( <i>Oncorhynchus mykiss</i> ), Springborn Laboratories, Inc., Sumitomo report # EW-0024. Unpublished.                                                                                                                                                                                                                                                                                        |
| Suzuki T, Kato T, Misaki Y and Okuno Y, 1987                                            | Acute oral toxicity of S-2539F in rats, Sumitomo Chemical Co., Ltd., Sumitomo report # ET-0104. Unpublished.                                                                                                                                                                                                                                                                                                                                                |
| Tesh JM, Willoughby CR, Lambert EP, Wilby OK and Tesh SA, 1983                          | Sumithrin: Effects of oral administration upon pregnancy in the rat 2 main study, Life Science Research Limited, Sumitomo report # ET-0085. Unpublished.                                                                                                                                                                                                                                                                                                    |

Tesh JM, Willoughby CR and  
Fowler JSL, 1986

Sumithrin: effects upon reproductive performance of rats  
treated continuously throughout two successive  
generations, Life Science Research Limited, Sumitomo  
report # ET-0101. Unpublished.

WHO, 1988

The WHO recommended classification of pesticides by  
hazard and guideline to classification 1988-1989, WHO,  
World Health Organization (WHO/VBC/88.953)