



World Health Organization

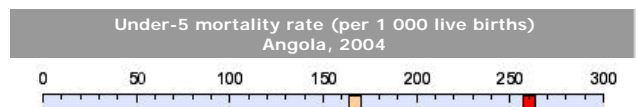
# Mortality Country Fact Sheet 2006

## Angola



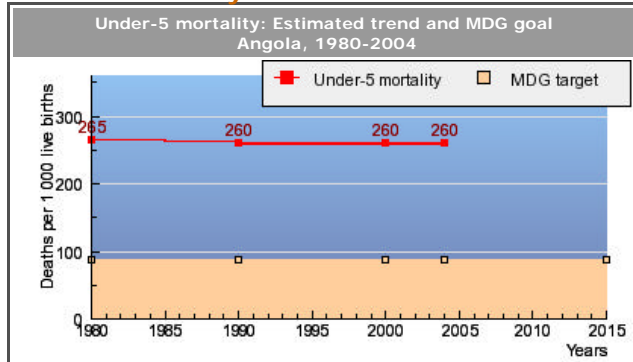
Summary	Year	Males	Females	Both sexes
Population (millions)	2005	7.9	8.1	15.9
Life expectancy (years)	2004	38	42	40
Under-5 mortality (per 1 000 live births)	2004	276	243	260
Adult mortality (per 1 000)	2004	591	504	
Maternal mortality (per 100 000 live births)	2000		1700	

Source: World Health Statistics 2006

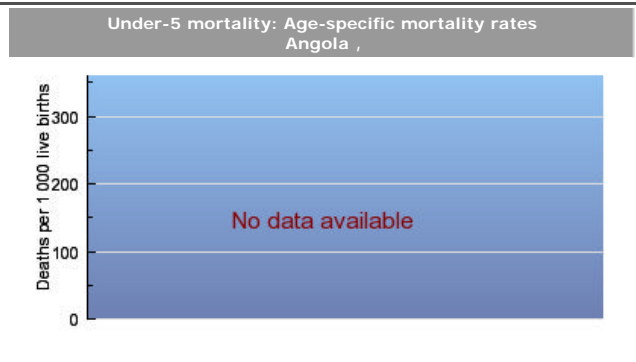


Legend:  
 WHO African Region  
 Angola  
 Source: World Health Statistics 2006

### Under-5 mortality




Source: i) WHO mortality database ii) World Health Statistics 2006



Source: World Health Report 2005

Category	Lowest	Highest	Ratio
Wealth/assets quintiles	...	...	...
Sex	Males	Females	Ratio
Urban/Rural	Rural	Urban	Ratio
Mother's education quintiles	None	Higher	Ratio

Note: rate per 1 000 live births for 10-year period preceding the survey  
 Source: DHS



Note: rate for 10-year period preceding the survey  
 Source: DHS



World Health Organization

# Mortality Country Fact Sheet 2006

## Causes of death in children under-5

Distribution of causes of death among children under 5 years of age Angola, 2000-2003			Annual estimated proportions of death by cause for neonates Angola, 2000		
Causes	Deaths <sup>b</sup> (%)	Regional average (%)	Causes	Deaths <sup>c</sup> (%)	Regional average <sup>c</sup> (%)
Total neonatal deaths	100	100	Total neonatal deaths	100	100
Neonatal causes <sup>a</sup>	22	26	Neonatal tetanus	10	9
HIV/AIDS	2	7	Severe infection <sup>a</sup>	29	27
Diarrhoeal diseases	19	17	Birth asphyxia	23	24
Measles	5	4	Diarrhoeal diseases	5	3
Malaria	8	17	Congenital anomalies	5	6
Pneumonia	25	21	Preterm birth <sup>b</sup>	22	23
Injuries	1	2	Others	7	7
Others	17	6			

a. Includes diarrhoea during neonatal period  
b. Sum of individual proportions may not add up to 100% due to rounding.

a. Includes deaths from pneumonia, meningitis, sepsis/septicaemia and other infections during the neonatal period.  
b. Includes only deaths directly attributed to prematurity and to specific complications of preterm birth such as surfactant deficiency, but not all deaths in preterm infants.  
c. Sum of individual proportions may not equal 100% due to rounding.

## Causes of Death

Top ten causes of death, all ages Angola, 2002			
Causes	Deaths		Years of Life Lost (%)
	(000)	(%)	
All causes	306	100	100
Diarrhoeal diseases	48	16	18
Lower respiratory infections	46	15	18
HIV/AIDS	21	7	7
Perinatal conditions	19	6	7
Malaria	17	6	7
Protein-energy malnutrition	8	3	3
Road traffic accidents	7	3	3
Cerebrovascular disease	7	3	1
Ischaemic heart disease	7	2	1
Measles	6	2	2

Source: [Death and DALY estimates by cause, 2002](http://www.who.int/entity/healthinfo/statistics/bodgbddeathdalyestimates.xls)  
http://www.who.int/entity/healthinfo/statistics/bodgbddeathdalyestimates.xls

