



World Health Organization

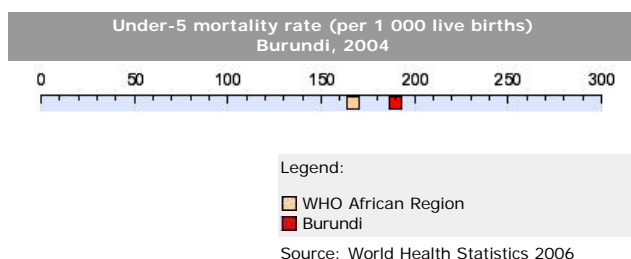
# Mortality Country Fact Sheet 2006

## Burundi

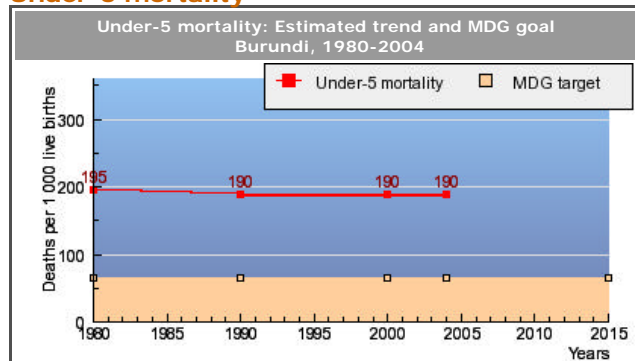


Summary	Year	Males	Females	Both sexes
Population (millions)	2005	3.7	3.9	7.5
Life expectancy (years)	2004	42	47	45
Under-5 mortality (per 1 000 live births)	2004	196	184	190
Adult mortality (per 1 000)	2004	593	457	
Maternal mortality (per 100 000 live births)	2000		1000	

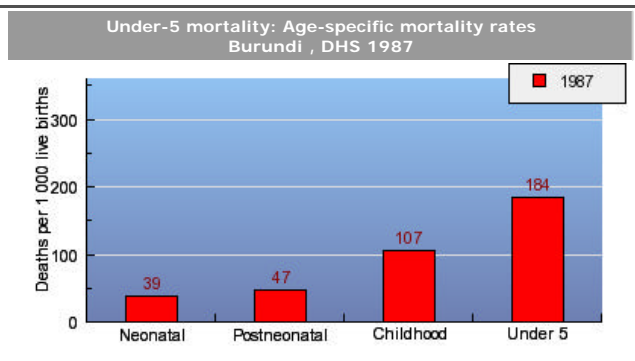
Source: World Health Statistics 2006



## Under-5 mortality



Source: i) WHO mortality database ii) World Health Statistics 2006

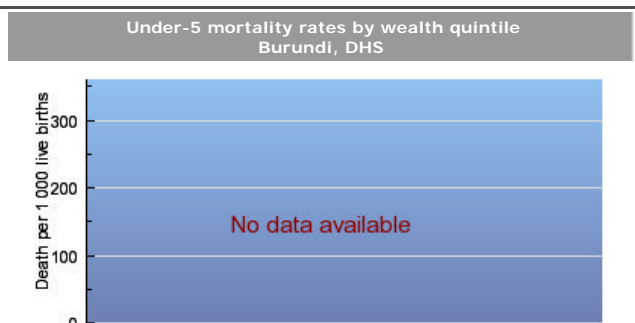


Note: rate for 5 years preceding the survey  
Source: DHS 1987

Under-5 mortality: for highest and lowest quintiles  
Burundi, DHS

Wealth/assets quintiles	Lowest	Highest	Ratio
	...	...	...
Sex	Males	Females	Ratio
	189	178	1.1
Urban/Rural	Rural	Urban	Ratio
	184	164	1.1
Mother's education quintiles	None	Higher	Ratio
	191	81	2.4

Note: rate per 1 000 live births for 10-year period preceding the survey  
Source: DHS



Note: rate for 10-year period preceding the survey  
Source: DHS



World Health Organization

# Mortality Country Fact Sheet 2006

## Causes of death in children under-5

Distribution of causes of death among children under 5 years of age Burundi, 2000-2003			Annual estimated proportions of death by cause for neonates Burundi, 2000		
Causes	Deaths <sup>b</sup> (%)	Regional average (%)	Causes	Deaths <sup>c</sup> (%)	Regional average <sup>c</sup> (%)
Total neonatal deaths	100	100	Total neonatal deaths	100	100
Neonatal causes <sup>a</sup>	23	26	Neonatal tetanus	10	9
HIV/AIDS	8	7	Severe infection <sup>a</sup>	32	27
Diarrhoeal diseases	18	17	Birth asphyxia	24	24
Measles	3	4	Diarrhoeal diseases	3	3
Malaria	8	17	Congenital anomalies	5	6
Pneumonia	23	21	Preterm birth <sup>b</sup>	20	23
Injuries	2	2	Others	7	7
Others	15	6			

a. Includes diarrhoea during neonatal period  
 b. Sum of individual proportions may not add up to 100% due to rounding.

a. Includes deaths from pneumonia, meningitis, sepsis/septicaemia and other infections during the neonatal period.  
 b. Includes only deaths directly attributed to prematurity and to specific complications of preterm birth such as surfactant deficiency, but not all deaths in preterm infants.  
 c. Sum of individual proportions may not equal 100% due to rounding.

## Causes of Death

Top ten causes of death, all ages Burundi, 2002			
Causes	Deaths		Years of Life Lost (%)
	(000)	(%)	
All causes	120	100	100
HIV/AIDS	26	22	20
Lower respiratory infections	13	12	15
Diarrhoeal diseases	9	8	10
War	8	7	7
Perinatal conditions	7	6	8
Malaria	4	4	5
Tuberculosis	3	3	3
Cerebrovascular disease	3	3	1
Ischaemic heart disease	3	3	1
Road traffic accidents	1	2	2

Source: [Death and DALY estimates by cause, 2002](http://www.who.int/entity/healthinfo/statistics/bodgbdeathdalyestimates.xls)  
<http://www.who.int/entity/healthinfo/statistics/bodgbdeathdalyestimates.xls>

