



World Health Organization

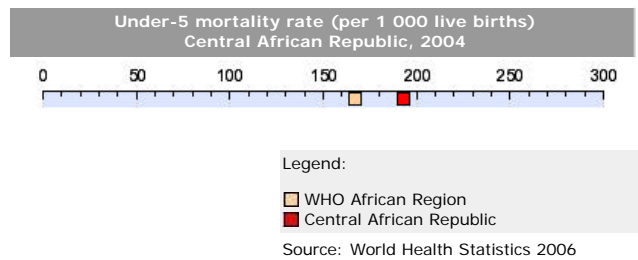
Mortality Country Fact Sheet 2006

Central African Republic

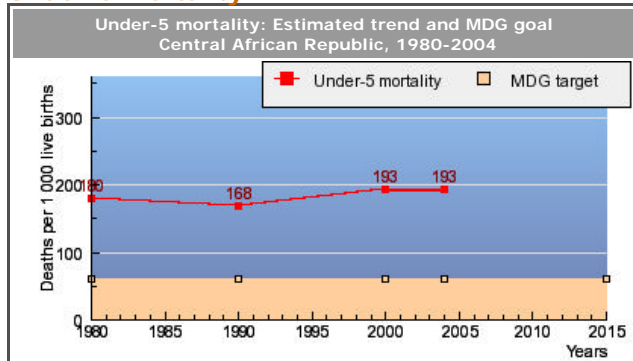


| Summary | Year | Males | Females | Both sexes |
|--|------|-------|---------|------------|
| Population (millions) | 2005 | 2.0 | 2.1 | 4.0 |
| Life expectancy (years) | 2004 | 40 | 41 | 41 |
| Under-5 mortality (per 1 000 live births) | 2004 | 201 | 185 | 193 |
| Adult mortality (per 1 000) | 2004 | 667 | 624 | |
| Maternal mortality (per 100 000 live births) | 2000 | | 1100 | |

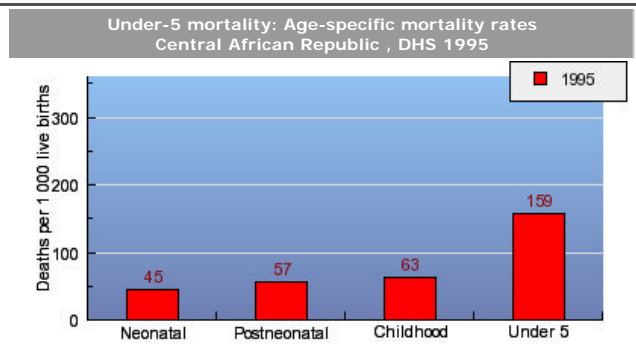
Source: World Health Statistics 2006



Under-5 mortality



Source: i) WHO mortality database ii) World Health Statistics 2006

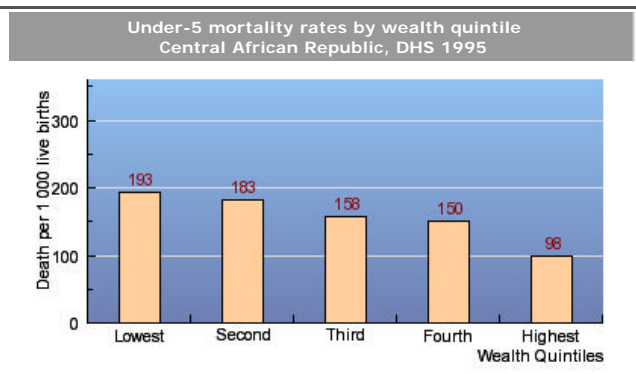


Note: rate for 5 years preceding the survey
Source: DHS 1995

Under-5 mortality: for highest and lowest quintiles
Central African Republic, DHS 1995

| Wealth/assets quintiles | Lowest | Highest | Ratio |
|------------------------------|--------|---------|-------|
| | 193 | 98 | 2.0 |
| Sex | Males | Females | Ratio |
| | 165 | 152 | 1.1 |
| Urban/Rural | Rural | Urban | Ratio |
| | 178 | 129 | 1.4 |
| Mother's education quintiles | None | Higher | Ratio |
| | 175 | 83 | 2.1 |

Note: rate per 1 000 live births for 10-year period preceding the survey
Source: DHS 1995



Note: rate for 10-year period preceding the survey
Source: DHS 1995



World Health Organization

Mortality Country Fact Sheet 2006

Causes of death in children under-5

| Distribution of causes of death among children under 5 years of age Central African Republic, 2000-2003 | | | Annual estimated proportions of death by cause for neonates Central African Republic, 2000 | | |
|--|----------------------------|-------------------------|---|----------------------------|--------------------------------------|
| Causes | Deaths ^b (%) | Regional average (%) | Causes | Deaths ^c (%) | Regional average ^c (%) |
| Total neonatal deaths | 100 | 100 | Total neonatal deaths | 100 | 100 |
| Neonatal causes ^a | 27 | 26 | Neonatal tetanus | 15 | 9 |
| HIV/AIDS | 12 | 7 | Severe infection ^a | 23 | 27 |
| Diarrhoeal diseases | 15 | 17 | Birth asphyxia | 23 | 24 |
| Measles | 6 | 4 | Diarrhoeal diseases | 3 | 3 |
| Malaria | 19 | 17 | Congenital anomalies | 7 | 6 |
| Pneumonia | 19 | 21 | Preterm birth ^b | 23 | 23 |
| Injuries | 2 | 2 | Others | 6 | 7 |
| Others | 0 | 6 | | | |

a. Includes diarrhoea during neonatal period
b. Sum of individual proportions may not add up to 100% due to rounding.

a. Includes deaths from pneumonia, meningitis, sepsis/septicaemia and other infections during the neonatal period.
b. Includes only deaths directly attributed to prematurity and to specific complications of preterm birth such as surfactant deficiency, but not all deaths in preterm infants.
c. Sum of individual proportions may not equal 100% due to rounding.

Causes of Death

| Top ten causes of death, all ages Central African Republic, 2002 | | | |
|---|--------|-----|------------------------|
| Causes | Deaths | | Years of Life Lost (%) |
| | (000) | (%) | |
| All causes | 74 | 100 | 100 |
| HIV/AIDS | 23 | 32 | 34 |
| Lower respiratory infections | 7 | 9 | 11 |
| Malaria | 6 | 8 | 10 |
| Diarrhoeal diseases | 4 | 6 | 8 |
| Measles | 3 | 5 | 6 |
| Perinatal conditions | 3 | 4 | 6 |
| Cerebrovascular disease | 2 | 4 | 1 |
| Ischaemic heart disease | 2 | 3 | 1 |
| Tuberculosis | 1 | 2 | 2 |
| Road traffic accidents | 1 | 2 | 2 |

Source: [Death and DALY estimates by cause, 2002](#)

<http://www.who.int/entity/healthinfo/statistics/bodgbddeathdalyestimates.xls>

