



World Health Organization

# Mortality Country Fact Sheet 2006


Suriname



Summary	Year	Males	Females	Both sexes
Population (millions)	2005	.2	.2	.4
Life expectancy (years)	2004	65	70	67
Under-5 mortality (per 1 000 live births)	2004	42	36	39
Adult mortality (per 1 000)	2004	261	159	
Maternal mortality (per 100 000 live births)	2000		110	

Source: World Health Statistics 2006

Under-5 mortality rate (per 1 000 live births)  
Suriname, 2004



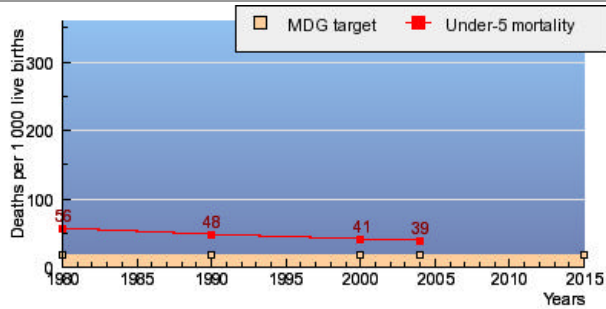
Legend:

- WHO Region of the Americas
- Suriname

Source: World Health Statistics 2006

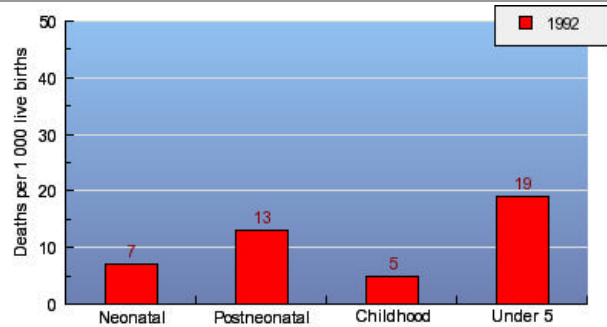
## Under-5 mortality

Under-5 mortality: Estimated trend and MDG goal  
Suriname, 1980-2004



Source: i) WHO mortality database ii) World Health Statistics 2006

Under-5 mortality: Age-specific mortality rates  
Suriname, 1992



Source: World Health Report 2005

Under-5 mortality: for highest and lowest quintiles  
Suriname, DHS

Wealth/assets quintiles	Lowest	Highest	Ratio
	...	...	...
Sex	Males	Females	Ratio
	...	...	...
Urban/Rural	Rural	Urban	Ratio
	...	...	...
Mother's education quintiles	None	Higher	Ratio
	...	...	...

Note: rate per 1 000 live births for 10-year period preceding the survey  
Source: DHS

Under-5 mortality rates by wealth quintile  
Suriname, DHS



Note: rate for 10-year period preceding the survey  
Source: DHS



World Health Organization

# Mortality Country Fact Sheet 2006

## Causes of death in children under-5

Distribution of causes of death among children under 5 years of age Suriname, 2000-2003			Annual estimated proportions of death by cause for neonates Suriname, 2000		
Causes	Deaths <sup>b</sup> (%)	Regional average (%)	Causes	Deaths <sup>c</sup> (%)	Regional average <sup>e</sup> (%)
Total neonatal deaths	100	100	Total neonatal deaths	100	100
Neonatal causes <sup>a</sup>	41	44	Neonatal tetanus	0	1
HIV/AIDS	2	1	Severe infection <sup>a</sup>	26	18
Diarrhoeal diseases	13	10	Birth asphyxia	9	19
Measles	0	0	Diarrhoeal diseases	0	1
Malaria	2	0	Congenital anomalies	13	15
Pneumonia	11	12	Preterm birth <sup>b</sup>	45	38
Injuries	6	5	Others	7	8
Others	24	28			

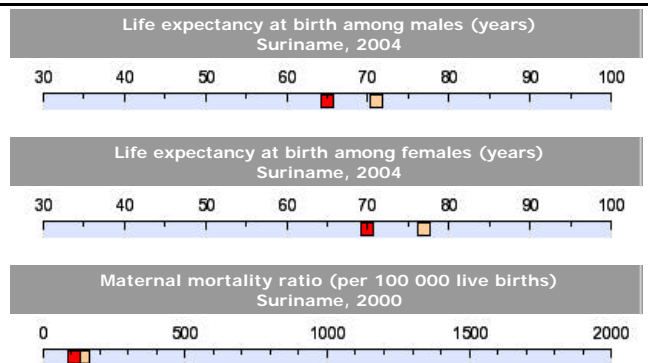
a. Includes diarrhoea during neonatal period  
b. Sum of individual proportions may not add up to 100% due to rounding.

a. Includes deaths from pneumonia, meningitis, sepsis/septicaemia and other infections during the neonatal period.  
b. Includes only deaths directly attributed to prematurity and to specific complications of preterm birth such as surfactant deficiency, but not all deaths in preterm infants.  
c. Sum of individual proportions may not equal 100% due to rounding.

## Causes of Death

Top ten causes of death, all ages Suriname, 2002			
Causes	Deaths		Years of Life Lost (%)
	(000)	(%)	
All causes	3	100	100
Ischaemic heart disease	0	12	7
Cerebrovascular disease	0	11	6
HIV/AIDS	0	6	16
Diabetes mellitus	0	4	3
Hypertensive heart disease	0	3	2
Road traffic accidents	0	3	5
Lower respiratory infections	0	3	3
Perinatal conditions	0	3	7
Self-inflicted injuries	0	2	5
Chronic obstructive pulmonary disease	0	2	1

Source: [Death and DALY estimates by cause, 2002](#)  
<http://www.who.int/entity/healthinfo/statistics/bodgbddeathdalyestimates.xls>



Legend:

WHO Region of the Americas  
Suriname

Source: World Health Statistics 2006