



World Health Organization

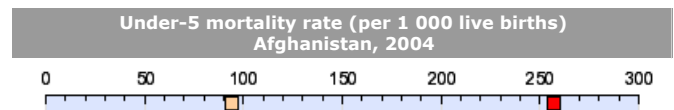
Mortality Country Fact Sheet 2006

Afghanistan



Summary	Year	Males	Females	Both sexes
Population (millions)	2005	15	14	30
Life expectancy (years)	2004	42	42	42
Under-5 mortality (per 1 000 live births)	2004	258	256	257
Adult mortality (per 1 000)	2004	509	448	
Maternal mortality (per 100 000 live births)	2000		1900	

Source: World Health Statistics 2006

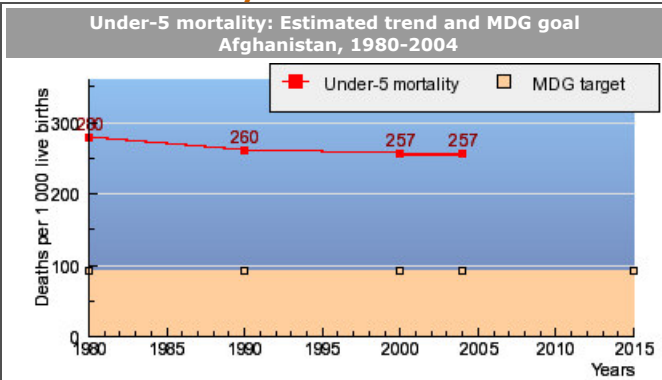


Legend:

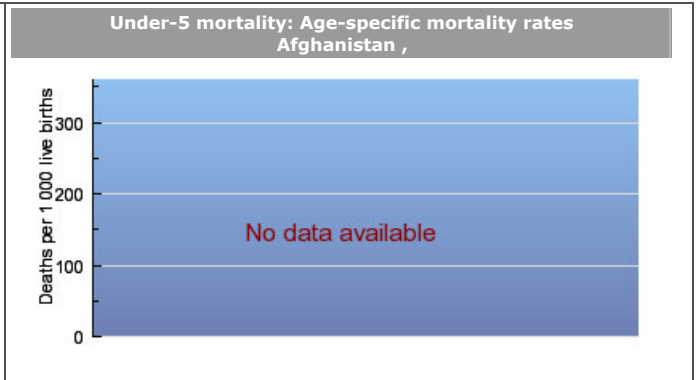
- WHO Eastern Mediterranean Region
- Afghanistan

Source: World Health Statistics 2006

Under-5 mortality



Source: i) WHO mortality database ii) World Health Statistics 2006



Source: World Health Report 2005


Under-5 mortality: for highest and lowest quintiles Afghanistan, DHS			
Wealth/assets quintiles	Lowest	Highest	Ratio

Sex	Males	Females	Ratio

Urban/Rural	Rural	Urban	Ratio

Mother's education quintiles	None	Higher	Ratio

Note: rate per 1 000 live births for 10-year period preceding the survey
Source: DHS



Note: rate for 10-year period preceding the survey
Source: DHS

Causes of death in children under-5

Distribution of causes of death among children under 5 years of age Afghanistan, 2000-2003			Annual estimated proportions of death by cause for neonates Afghanistan, 2000		
Causes	Deaths ^b		Causes	Deaths ^c	
	(%)	Regional average (%)		(%)	Regional average ^{c, d} (%)
Total neonatal deaths	100	100	Total neonatal deaths	100	100
Neonatal causes ^a	26	43	Neonatal tetanus	26	12
HIV/AIDS	0	0	Severe infection ^a	23	29
Diarrhoeal diseases	19	15	Birth asphyxia	19	20
Measles	6	3	Diarrhoeal diseases	5	4
Malaria	1	3	Congenital anomalies	6	9
Pneumonia	25	19	Preterm birth ^b	16	22
Injuries	1	3	Others	5	6
Others	22	14			

a. Includes diarrhoea during neonatal period
b. Sum of individual proportions may not add up to 100% due to rounding.


a. Includes deaths from pneumonia, meningitis, sepsis/septicaemia and other infections during the neonatal period.
b. Includes only deaths directly attributed to prematurity and to specific complications of preterm birth such as surfactant deficiency, but not all deaths in preterm infants.
c. Sum of individual proportions may not equal 100% due to rounding.
d. Eastern Mediterranean with high child and high adult mortality.

Causes of Death

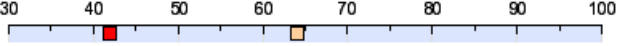
Top ten causes of death, all ages Afghanistan, 2002			
Causes	Deaths		Years of Life Lost (%)
	(000)	(%)	
All causes	484	100	100
Perinatal conditions	61	13	16
Lower respiratory infections	55	12	14
Diarrhoeal diseases	41	9	10
Ischaemic heart disease	33	7	3
Tuberculosis	21	4	4
Cerebrovascular disease	11	2	1
Congenital anomalies	8	2	2
Road traffic accidents	8	2	2
Meningitis	8	2	2
Hypertensive heart disease	7	2	1

Source: [Death and DALY estimates by cause, 2002](http://www.who.int/entity/healthinfo/statistics/bodgbdeathdalyestimates.xls)
<http://www.who.int/entity/healthinfo/statistics/bodgbdeathdalyestimates.xls>

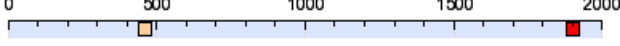
**Life expectancy at birth among males (years)
Afghanistan, 2004**



**Life expectancy at birth among females (years)
Afghanistan, 2004**



**Maternal mortality ratio (per 100 000 live births)
Afghanistan, 2000**



Legend:

■ WHO Eastern Mediterranean Region
■ Afghanistan

Source: World Health Statistics 2006