

Situation Summary

- As of 3 July 2020, a total of 220 COVID-19 imported cases have been confirmed. 179 cases have recovered. 41 patients currently hospitalized: 6 moderate and 35 mild cases. There is no evidence of clusters
- Risk assessment meeting held on 28 June 2020 and recommended re-opening of recreational and religious facilities in phases based on the individual risk of the facility and research and plan bubble flights
- State Emergency Commission meeting held on 30 June and recommended:
 - Extend heightened level of preparedness until 15 July
 - Organize university entrance exams on 2-5 July 2020 in line with the respective interim regulations
 - repatriate citizens from the Russian Federation through Altanbulag port and from China through Zamiin-Uud point of entry based on the capacity of isolation facilities
 - Cancel international trainings and competitions approved within the international defense relations workplan and to postpone attendance to and participation in trainings and competition organized abroad until 30 August 2020
 - Re-open children's entertainment playground, pubs, worship places, temples, cultural venues and other places of public entertainment except for public sports events, demonstrations, PC game places and nightclubs
 - Leave 21-day quarantine due to non-compliance issues until these issues fully resolved
- The second cross border online forum held between Ministry of Foreign Affairs Mongolia and China on 3 July 2020 and agreed green exit policy to facilitate entry of project workers, diplomats and their families, coal mining truck drivers through 8 ground crossing
- Multisectoral working group on NPI procedures to inform decisions using multisource surveillance had the first meeting on Wednesday, 1 July 2020
- MoH, NEMA, City Governor office and WHO held a meeting to discuss plan to upgrade web based app "Covid-19 Emergency management information system" and operation details
- WHO is facilitating the process of new law development on public health emergency preparedness and response, establishment of CDC
 - National consultant has been hired to advice the WG and draft legislation
- BBC Spanish Service interview about COVID-19 situation on 2 July
- Finalized 3-month simulation exercise follow up plan, pending approval with DPM
- 26 June-3 July: 600 Mongolians were repatriated from China, ROK and USA

Upcoming Events and Priorities

- 2-day workshop "Inter Action Review of COVID response"
- Complete health pillar part of the UN assessment of COVID response to be submitted to the government in the first week of July
- Finalize evaluation report of the simulation exercise and 3-month implementation plan approval
- Approval of public health emergency preparedness and response law working group and selection of national consultant/lawyer
- Socio-economic impact assessment, analysis for policy development
- Pre-TAG meeting on RCCE, NPI and care pathway
- Assessment of Non-Pharmaceutical Interventions (NPIs) will be assessed by people's opinion's graded by effectiveness levels. WHO survey tool and guidance is being adapted and will be used for this survey
- Procurement of functional ICU beds and PPE
- Launching of 300-bed hospital for COVID
- NPI procedures: revise multisource surveillance, list of indicators, ERD tools and categorization of NPIs
- Review and revise daily SitRep template
- RCCE plan development

National Transmission Assessment

1-Imported Cases. 1-Imported Cases. As of today, all 220 cases have been imported. No additional SARS-CoV-2 has been detected from more than 24,000 specimens tested, including (3904) SARI or ILI specimens collected from (3011) SARI and (893) ILI sentinel sites. All confirmed cases have been isolated in hospitals. Among all (398) identified contacts, none have tested positive. No undiagnosed respiratory illness clusters have been reported through EBS.



Epi Update COVID-19

Tests	Cases	PUI	Deaths	ICU Admissions
1955	1	2676	0	0
NAT Tests past 7 days (+8.7% 7-day)	New cases past 7 days (+0.5% 7-day)	PUI past 7 days (as of 3 July)	Deaths past 7 days (0% 7-day)	ICU Admissions past 7 days (0% 7-day)
24499	220	11484	0	0
Cumulative NAT Tests	Cumulative Cases	Cumulative PUI	Cumulative Deaths	Cumulative ICU Admissions

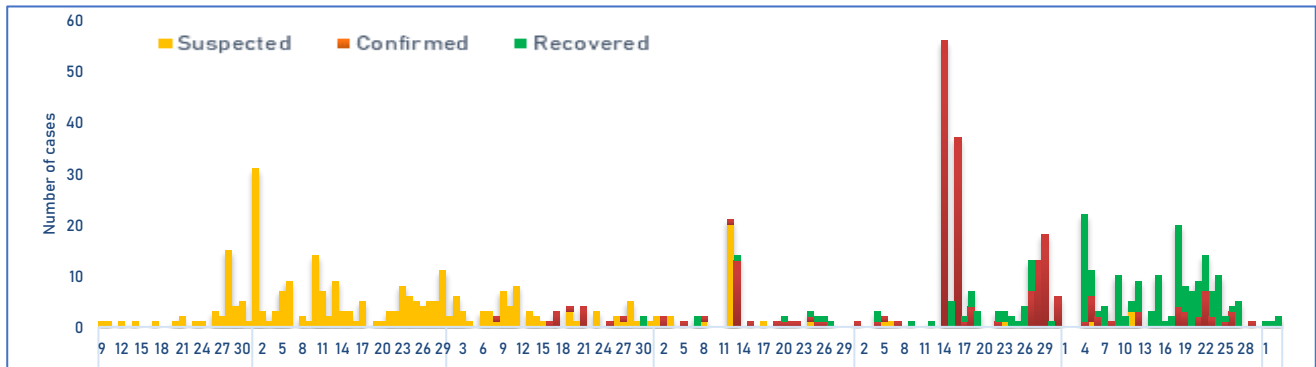
100%	0%	0	0
Imported Cases in past 28 days (78)	Cases in past 28 days with no link (0)	Active Clusters	Active clusters with >3 generations

Health Service Provision COVID-19

8082	0	1	557	5000
Health care workers trained in COVID19 Case Management	Healthcare worker cases reported past week	Hospitals admitting COVID-19 patients	ICU beds for COVID-19 patients	Non-ICU Hospital beds for COVID19 patients

Epidemiology

Number of suspected, confirmed and recovered cases by date of reporting



Cumulative and new (past 7 days) cases and deaths, sex, place of residence, severity of admission by age group

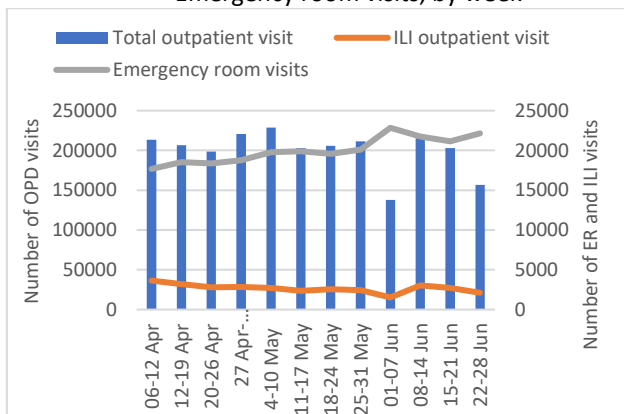
Age Group	Female		Male		Total	Severity of admission	
	Cases	Deaths	Cases	Deaths		Mild and moderate	Severe critical
<5	0 (0)	0 (0)	0 (0)	0 (0)	0	0	0
5-14	2 (0)	0 (0)	6 (0)	0 (0)	8	8	0
15-24	54(0)	0 (0)	88(0)	0 (0)	142	142	0
25-34	9 (1)	0 (0)	21(0)	0 (0)	30	30	0
35-44	1 (0)	0 (0)	16(0)	0 (0)	17	17	0
45-54	10 (0)	0 (0)	1 (0)	0 (0)	11	11	0
55-64	4 (0)	0 (0)	5(0)	0 (0)	9	9	0
65-74	1 (0)	0 (0)	1 (0)	0 (0)	2	2	0
75-84	1 (0)	0 (0)	0 (0)	0 (0)	1	1	0
85+	0 (0)	0 (0)	0 (0)	0 (0)	0	0	0
Total	82(1)	0 (0)	138 (0)	0 (0)	220	220	0

Number of confirmed cases by country of transmission

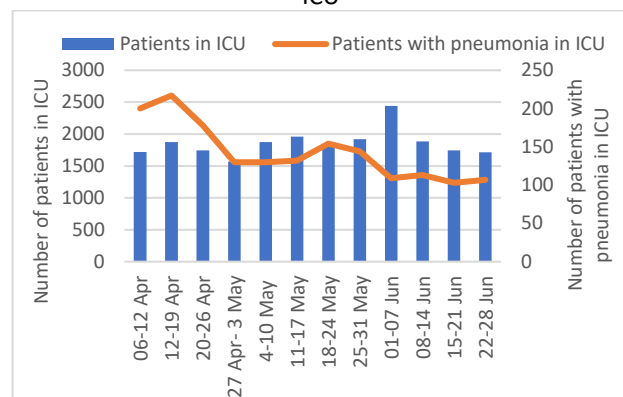
No	Countries	Frequency	Percent
1	Bangladesh	1	0.5
2	Belgium	1	0.5
3	Russia	185	84.1
4	Sweden	6	2.7
5	US	2	0.9
6	Germany	1	0.5
7	Italy	1	0.5
8	Great Britain	4	1.8
9	Kazakhstan	11	5.0
10	South Korea	2	0.9
11	Turkey	2	0.9
12	France	2	0.9
13	Tailand	2	0.9
14	TOTAL	220	100.0

Healthcare capacity surveillance

Number of outpatient, outpatient visits caused ILI and Emergency room visits, by week



Number of patients in ICU and patients with pneumonia in ICU



Point of Entry surveillance

Duration	Plane	Truck	Train	Sedan	Bus	Passenger
6 Jan- 2 July	364	121,591	3905	1275	189	256,581 (by air 41593 and by ground 214988)

Between 6 January and 3 July, 9556 people of 256581 passengers controlled and triaged on PoE and transferred to hospital and observation facilities and 66 foreigners returned.

Number of triaged passengers on border by checkpoints

No	Border checkpoint	Suspected (with fever and other symptoms)	Under observation	Returned foreigners
1	Buyant-Ukhaa	354	5863	1
2	Zamiin-Uud	20	239	2
3	Altanbulag	183	2154	5
4	Sukhbaatar	10	102	26

5	Khavirga	3	-	
6	Bayankhoshuu	5	-	
7	Ereentsav	-	28	
8	Ulikhan		7	1
9	Gashuunsukhait	13	1	
10	Shiveekhuren	2	2	
11	Khankh	4	12	3
12	Bulgan	-	3	
13	Borshoo	1	66	17
14	Tsagaannuur	-	338	11
15	Arts suuri	-	1	
16	Export-Import Border Quarantine Department of GASI, Darkhan-uul and Orkhon aimags	12	133	
	Нийт	607	8949	66

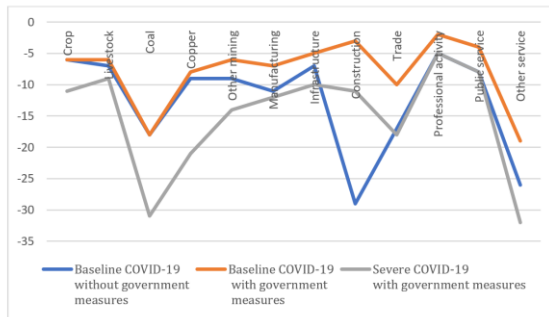
Mongolia-Russia border checkpoint: TIR truck driver surveillance

Duration	TIR truck	Driver			Isolated driver	SARS-CoV2 detected
		Mongolian	Foreigner	Total		
6 Jan- 2 July	2712	797	2099	2896	133	13 (3 Mongolian, 10 foreigner) 3 recovered

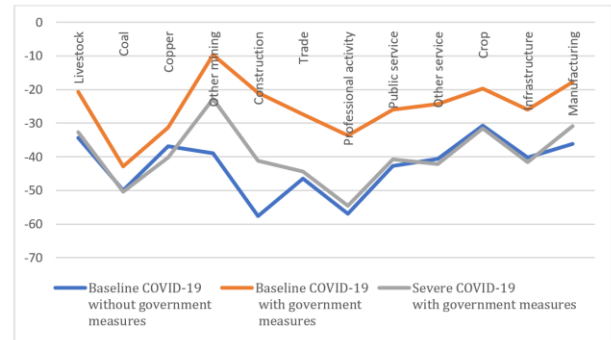
Macroeconomic variables (in 2017 price, million MNT)

	Business as usual	Baseline COVID-19		Severe COVID-19
		Without Government measures	With government measures	With government measures
Government spending	3,437,581	2,756,343	3,053,042	2,789,567
Government transfers including debt service	3,829,484	3,829,484	4,479,204	4,479,204
Government capital expenditure	2,881,553	2,881,553	2,881,553	2,881,553
Budget revenue	9,972,158	6,125,874	6,987,848	5,803,797
Budget deficit	176,461	3,341,506	3,425,951	4,346,527
Total investment	12,856,483	7,184,854	11,295,705	9,533,980
Unemployment rate	5.6%	21.1%	14.0%	22.3%
Household consumption	15,295,575	9,049,522	11,529,659	9,433,633
Household disposable income	21,636,340	12,800,992	16,309,267	13,344,335
Total export revenue	18,573,992	8,801,816	9,646,002	6,316,611
Total import expenditure	18,316,154	10,932,150	14,502,437	11,803,262
GDP (real)	33,435,917	28,783,404	30,566,274	27,959,954
GDP	31,847,477	16,860,385	21,021,971	16,270,528
GDP deflator	0.95	0.56	0.66	0.54
Government debt	20,466,876	23,631,922	23,716,876	24,636,942
Real wage index	1.00	0.94	0.96	0.94

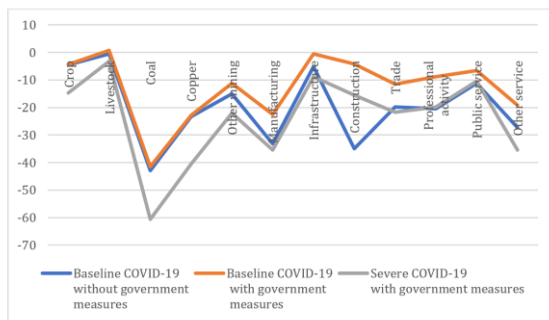
Changes in production by sectors (% from the BAU)



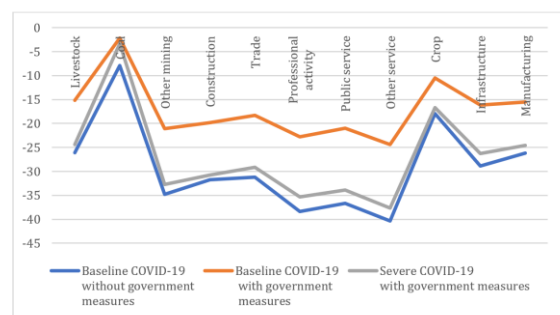
Household consumption by commodities



Changes in employment by sectors (% from the BAU)



Import quantities by commodities



Strategic Approach

National and Provincial Public Health Response

- Incident Management Systems
 - Apply IMS within and outside of the health sector at the national and provincial level
 - Test and revise national procedures
- System and Policy Development
 - Develop draft law on emergency preparedness and response
 - Establish multisource surveillance system to inform NPIs
 - Develop national planning and review process integrated into national and local general disaster management
- Key Priorities
 - Develop sector-specific and multisectoral preparedness and response procedures for all-hazard/emerging diseases
 - Develop monitoring and evaluation procedures to test performance of the health security system
 - Introduce coaching and mentoring programmes to implement IMS
 - Link multisource surveillance system with risk assessment and response measures

Strategic Approach to COVID-19 Prevention, Detection and Control

- Review and change current testing strategy and contact tracing system
 - Testing strategy for stage 1: to test all suspected cases, contacts, and repatriated people
 - PUI tested 2 times on day 7 and 14 of quarantine
 - Discharge criteria: 3 negative test results taken from 5 samples (nasopharyngeal, sputum, faeces, urine, blood based on the physician indication) 24 hours apart

No	Day of sampling	Upon arrival	24-72 hours	7th day	14th day	19th and 20th day	Explanation
1	PUI and close contact	+				+	The PCR test should be performed within 72 hours.
2	Suspected case	+					
3	Probable case	+	+	+	+	+	All cases of pneumonia
4	Confirmed case	+	+	+	+	+	as directed by a doctor

- Strengthen contact tracing
 - In stage 1, RRT conduct contact tracing. MoH will use digital technology, mobile app and Mongolian version of Go.Data for contact tracing. “Go. Data software” training conducted for 15 members of the rapid response and for 63 national epidemiologists and IT staff of 21 provinces on 15-16 June 2020.
- Risk communication
 - Risk communication team of MoH developed and posted on social
 - Health messages for kids playground places, D vitamin and COVID-19, dental services and COVID-19, stigma, nursing, health care services provision
 - Live interviews: Improving immunity through traditional medicine, COVID-19 and social stigma, research review
 - 2 research reviews
 - The 239nd day joint MoH-WHO daily live press briefing held

Started time	Activities	Outputs
20 January	239 times daily press briefing	12,951,300 views and 89,100 shares
January	260 infographics, 178 videos, 69 types recommendations and 178 specific recommendations of specialists	9,823,500 views and 246,950 shares.
10 March	24/7 Hotlines	33,000 calls
10 March	Facebook Messenger chat-bot	560 messages
-	Research and paper review of COVID-19	27 reviews posted
-	Published documents	505,000
20 March	COVID-19 situation updates (dashboard) for public	47,810 views
5 May	"Shuurkhai 119" mobile application for COVID-19 related FAQs and for directed call to hotlines	-
-	Public messages delivered through TV, radio, newspapers, social media (Fb, twitter), SMS, 5 public LED screens in UB city	-

- Community engagement
 - Mongolian Red Cross Society in partnership with the Ministry of Health, WHO and UN “Volunteering in public health emergencies” training: 600 volunteers from 21 provinces and 9 districts will be trained on occupational safety, WASH, mental health in emergencies, stress, fear anxiety management, social welfare, child protection in emergencies, acute respiratory disease management, use of mask, cough etiquette, hand washing, community based surveillance, reporting, COVID, first aid in emergencies

Best Practice / Lessons Learned

- Response enabling factors
 - Government and leadership commitment
 - 400 frontline health care workers received a rent-to-own apartment
 - 33 vans distributed to provincial health departments

Date	Departure-Arrival destination	Planned number of passengers
2 July	Seoul-UB	252
5 July	Tokyo-UB	252
7 July	Seoul-UB	252
9 July	Istanbul-UB	252
15 July	Seoul-UB	252
20 July	Seoul-UB	250
21 July	Tokyo-UB	250
26 July	Frankfurt-UB	250

343 Chinese constructions and road constructions workers will come to Mongolia in July

- Resource mobilization
 - EU proposal - 1 million euro



- ADB COVID-19 preparedness project USD 225,000 \$
- UN Covid-19 MPTF 1.000.000 \$
- Response adjustments
 - Extend heightened level of preparedness until 15 July
 - Re-open children’s entertainment playground, pubs, worship places, temples, cultural venues and other places of public entertainment except for public sports events, demonstrations, PC game places and nightclubs

Non-Pharmaceutical Interventions (NPI)

- MoH is developing a mechanism to adjust long-term non-pharmaceutical intervention decision-making with multisource surveillance in all provinces. Templates and procedures for sharing Web app for real-time multisource surveillance is under development

NPI	Monitoring status					
	Date first implemented	Date last modified	Implementation		Partial lift	Lifted
			Geographical (national or sub-national)	Recommended or Required	Lifted for some area	Lifted for all areas
Wearing Face Masks, Hand Hygiene, Respiratory Etiquette	27 January		National	Required	No	No
Compulsory quarantine 14-21 days	21 February	29 April	National	Required	No	No
School Closure	27 January	None	National	Required	No	No
Closed sport clubs, religious and cultural gatherings, tourist camps, resorts and hotels	27 January	22 June	National	Required	Yes	-
Mass Gatherings	27 January	None	National	Required	No	No
Restrictions on Internal Movement (within country)	23 February	16 March	Subnational	Required	-	Yes
Restrictions on International Travel	31 January	None	National	Required	No	No

Timeline of NPIs with EPI curve combined with NPI implementation and lifting dates.

