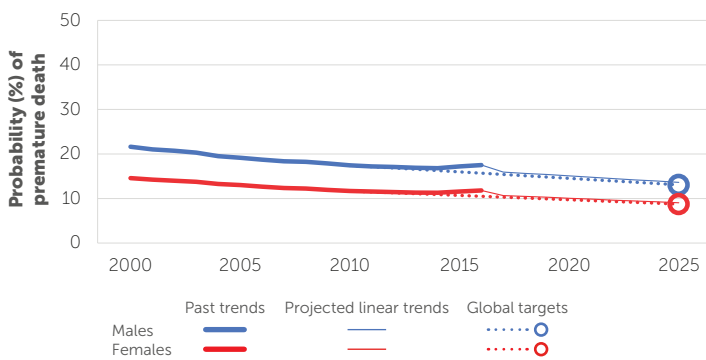


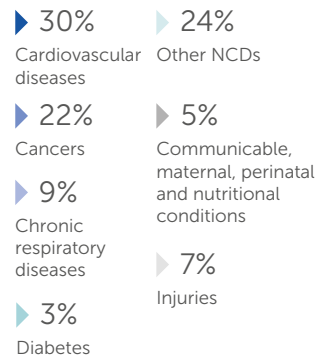
UNITED STATES OF AMERICA

2016 TOTAL POPULATION: 322 200 000
2016 TOTAL DEATHS: 2 802 000












RISK OF PREMATURE DEATH DUE TO NCDs (%)



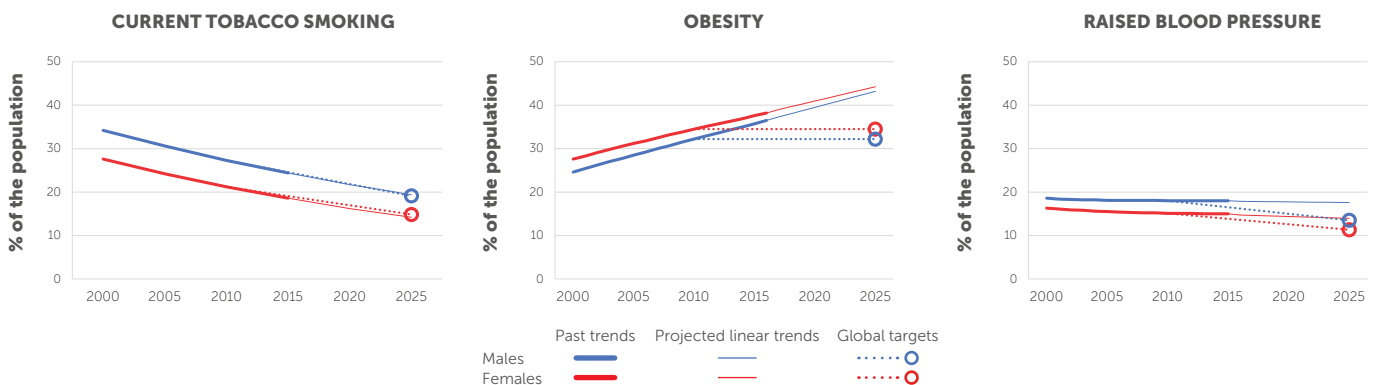
PROPORTIONAL MORTALITY



563 600 LIVES CAN BE SAVED BY 2025 BY IMPLEMENTING ALL OF THE WHO "BEST BUYS"

NATIONAL TARGET SET			DATA YEAR	MALES	FEMALES	TOTAL	
MORTALITY							
	Premature mortality from NCDs	X	Total NCD deaths	2016	1 242 000	1 232 000	2 474 000
			Risk of premature death between 30-70 years (%)	2016	18	12	15
	Suicide mortality	-	Suicide mortality rate (per 100 000 population)	2016	-	-	15
RISK FACTORS							
	Harmful use of alcohol	✓	Total alcohol per capita consumption, adults aged 15+ (litres of pure alcohol)	2016	16	4	10
	Physical inactivity	✓	Physical inactivity, adults aged 18+ (%)	2016	34	51	43
	Salt/Sodium intake	✓	Mean population salt intake, adults aged 20+ (g/day)	2010	10	9	9
	Tobacco use	✓	Current tobacco smoking, adults aged 15+ (%)	2016	24	18	21
	Raised blood pressure	X	Raised blood pressure, adults aged 18+ (%)	2015	18	15	16
	Diabetes	X	Raised blood glucose, adults aged 18+ (%)	2014	10	8	9
	Obesity	✓	Obesity, adults aged 18+ (%)	2016	37	38	37
			Obesity, adolescents aged 10-19 (%)	2016	22	19	21
	Ambient air pollution	-	Exceedance of WHO guidelines level for annual PM2.5 concentration (proportion) ^a	2016	-	-	-
	Household air pollution	-	Population with primary reliance on polluting fuels and technologies (%)	2016	-	-	<5

SELECTED ADULT RISK FACTOR TRENDS



NATIONAL SYSTEMS RESPONSE

	Drug therapy to prevent heart attacks and strokes	✓	Proportion of population at high risk for CVD or with existing CVD (%)	-	...
			Proportion of high risk persons receiving any drug therapy and counselling to prevent heart attacks and strokes (%)	-	...
			Proportion of primary health care centres reported as offering CVD risk stratification	2017	Don't know
			Reported having CVD guidelines that are utilized in at least 50% of health facilities	2017	Yes
	Essential NCD medicines and basic technologies to treat major NCDs	X	Number of essential NCD medicines reported as "generally available"	2017	10 out of 10
			Number of essential NCD technologies reported as "generally available"	2017	6 out of 6

... = no data available
° not exceeding

World Health Organization - Noncommunicable Diseases (NCD) Country Profiles, 2018.